



WORLD'S FIRST
KVM GAMING MONITOR
M SERIES WITH TYPE C KVM

GIGABYTE M27Q Media Kit

Naming Rule

M 27 Q C

Series

- G : Gaming
- M : KVM
- L : Life
- V : Vision

Panel Size

Resolution

- F : FHD (1920 x 1080)
- WF : WFHD (2560 x 1080)
- DF : Dual FHD (3840 x 1080)
- Q : QHD (2560 x 1440)
- WQ : Ultra WQHD (3440 x 1440)
- DQ : Dual QHD (5120 x 1440)
- U : Ultra HD (3840 x 2160)
- 5K : 5K (5120 x 2880)
- 8K : 8k (7680 x 4320)

Flat / Curve

- N/A : Flat
- C : 1500R
- C12 : 1200R
- C10 : 1000R
- CP : Post 1000R

GIGABYTE M27Q

KVM⁺



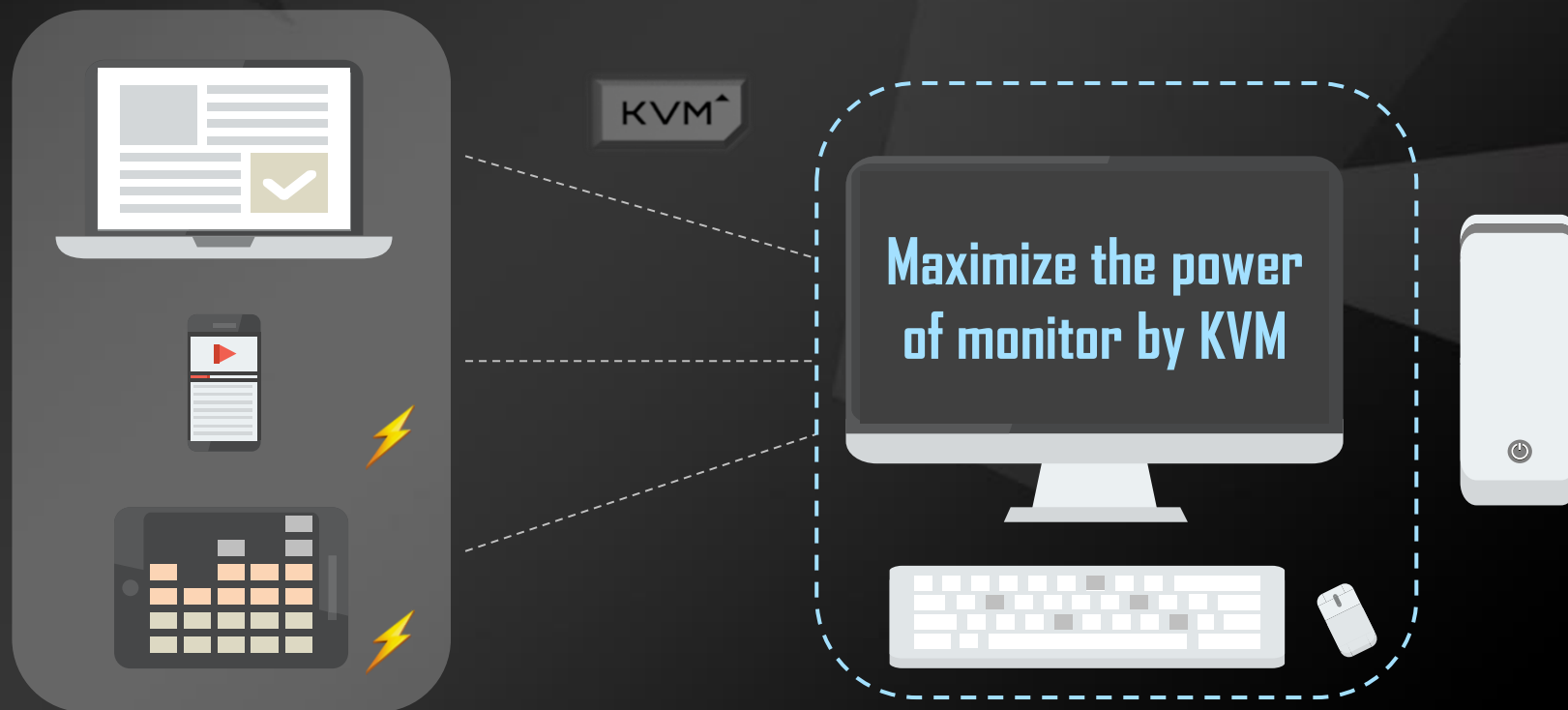
- KVM Powerful Cross-platform control
- 8-bit SS IPS, 92% DCI-P3, HDR400
- Mobile devices charging friendly
- QHD, 170Hz with 0.5ms MPRT
- Auto-Update
- Classic Tactical Features
- FreeSync Premium & Adaptive-Sync
- Stand with Easy Adjustments
- Low Blue Light & Flicker-Free



One For ALL



With GIGABYTE's exclusive KVM, you can freely control your devices by one set of keyboard and mouse. It's even cross-platform friendly, no matter what type of OS your systems is, we all support! Just imagine you can play your mobile game on a bigger screen and have your phone charged at the same time, how convenient and fantastic!




Devices with Type C ALT Mode

One set to control all your devices

Super Speed IPS with 170Hz

Craving for high refresh rate but sacrifice for the picture quality? Why you only get to choose one?! The thing is you can actually have them both now! The Super speed IPS panel that M27Q uses offering the advanced high speed of 170Hz, giving you the most fluid game feel without sacrificing viewing angles or color accuracy!



0.5ms with V-Sync Power

GIGABYTE M27Q is equipped with a 170Hz refresh rate which supports Adaptive-Sync & AMD FreeSync™ Premium technology, putting an end to choppy gameplay and broken frames and creates a fluid and artifact-free performance at any framerate. M27Q with a blazing fast 0.5ms response time to fully eliminate image lag and tearing.



92% DCI-P3 with 8-bit Color

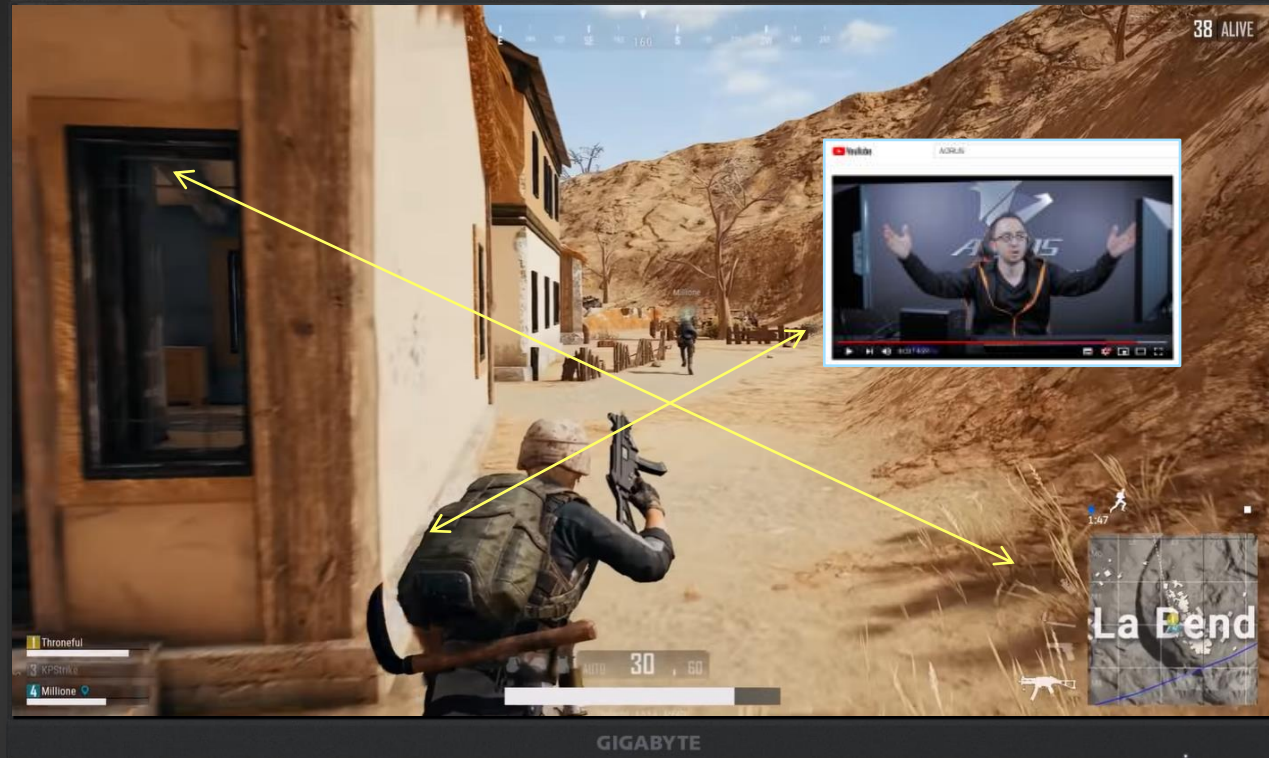


GIGABYTE M27Q go with super wide gamut (**92% DCI-P3, 140% sRGB**) display, and use a true 8-bit color; contrast ratio 1000:1, let you enjoy a fluent gaming experience with vibrant true colors. Moreover, M27Q supports VESA DisplayHDR 400; HDR is gaining interest for a wide range of applications, including gaming, movie entertainment, and creation of multimedia content.



PiP/PbP

The Picture-in-picture (PiP) and picture-by-picture (PbP) functions allow users to view different video sources presented in one screen at the same time! As for the audio, users can switch between the main source and the PiP/PbP source whenever they want. It's truly effortlessly to watch the game guide while playing games, your little secret to beat others!



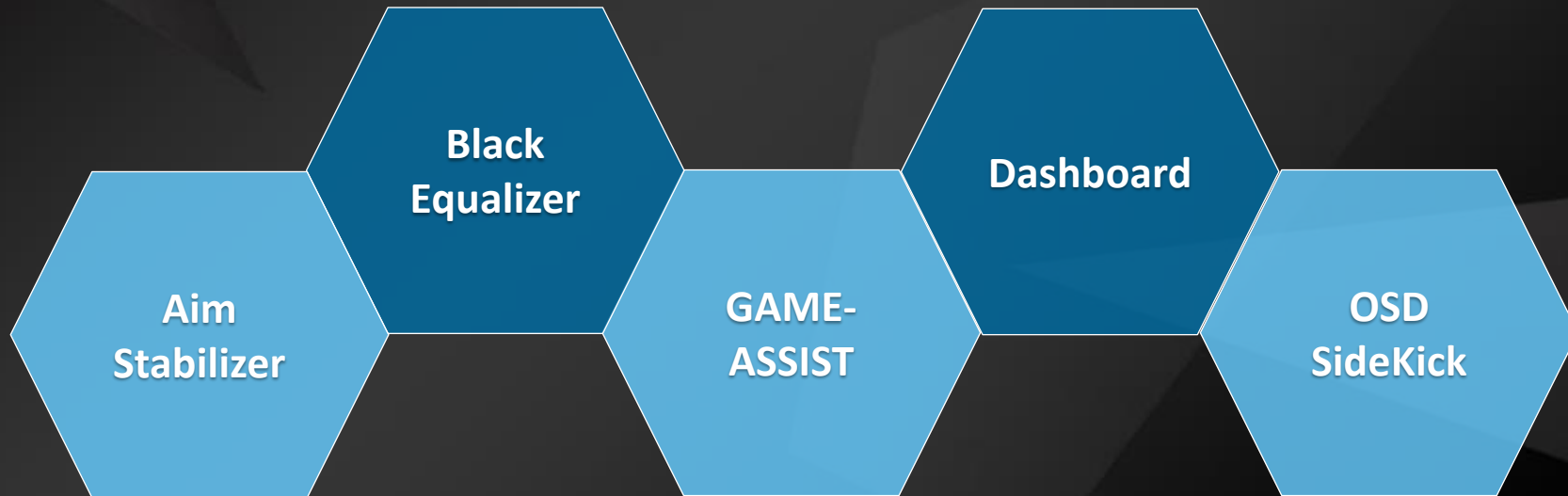
Classic Tactical Features

NO MORE HIDDEN ENEMIES

Brightens up the dark parts in the picture for better visibility in dark areas.

NOT A THING CAN BE BLOCKED

The Dashboard shows you real-time hardware information and won't be blocked by any game.



BE A BETTER SHOOTER

This feature helps reduce the blurriness of the recoil effect in the shoot game.

ALL YOU NEED IS HERE

Customizable crosshair, counter and all other assistive features.

EASIEST WAY TO SET MONITOR

Allowing you to set the display options directly with keyboard and mouse.


Auto-Update



The GIGABYTE Gaming series monitors offer instant updates for both software and firmware when connecting to the internet and the exclusive FW update offers extra protection to prevent system failure from firmware updates. GIGABYTE's Auto-Update keeps monitors' performance at their best!

A screenshot of the GIGABYTE OSD menu. At the top, the GIGABYTE logo is on the left, and navigation tabs for 'DISPLAY SETTING', 'HOT KEY', 'GENERAL SETTING', and 'ABOUT' are on the right. The 'ABOUT' tab is selected and highlighted in blue. Below the tabs, there are two main sections: 'OSD SIDEKICK' and 'MONITOR FIRMWARE'.
OSD SIDEKICK
BUILD DATE: B19.0822.1
Last version: ----
A blue 'LIVE UPDATE' button is next to a '0'.
At the bottom of this section, 'AUTO UPDATE' is set to 'ON' (highlighted in blue) with an 'OFF' option next to it.
MONITOR FIRMWARE
FIRMWARE VERSION: F01
Last version: ---
A blue 'DOWNLOAD' button is present.
At the bottom of this section, there is an empty text input field, a blue 'BROWSE' button, and a blue 'UPDATE' button.

Appearance & Functionality



Low Blue Light

The monitor has passed the test of an internationally recognized measure procedure in order to obtain the TÜV Low Blue Light Content logo.

Flicker-Free

A more stable LED light source to allow gamers to play the game for a long time or watch the movie without causing eye strain and other injuries.

Ergonomic Design

An exclusive stand that's ergonomically designed to offer an extensive range of height, tilt adjustments.

M27Q



	Spec.	GIGABYTE M27Q
Display	Type	Flat
	Panel Size(diagonal)	27" SS IPS
	Display Surface	Non-glare type
	Color Saturation	92% DCI-P3/ 140% sRGB
	True Resolution	2560 x 1440 (QHD)
	Brightness (cd/m2)	350 cd/m2 (TYP)
	Contrast Ratio (Typ.)	1000:1
	Dynamic Contrast Ratio	12M:1
	Viewing Angle	178°(H)/178°(V)
	Display Colors	8-bit
	Response Time	0.5ms (MPRT)
	Refresh Rate (Max.)	170Hz
	V-Sync	FreeSync Premium Adaptive-Sync
	Flicker-free	●
HDR	VESA DisplayHDR400	
I/O	Signal Input	HDMI 2.0 x2, Display port 1.2 x1
	Earphone Jack	●
	Microphone Jack	N/A
	USB port(s)	USB 3.0 x2 USB-C x1
	Speaker	N/A
GIGABYTE Function	Auto-update	●
	Black Equalizer	●
	Aim Stabilizer	●
	Dashboard	●
	OSD Sidekick	●
	GameAssist	●
	PIP/PbP	●
	KVM	●
Power	Power Type	Power adapter
Mechanical Design	Tilt(angle)	-5°~+20°
	Swivel(angle)	N/A
	Pivot(angle/direction)	N/A
	Height Adjustment (mm)	130mm
	VESA Wall Mounting(mm)	100*100mm
Security	Kensington lock	●
Accessories	Accessories	Power cable/HDMI cable/DP cable/ USB cable/QSG/Warranty card

Thanks!
