

Cisco Industrial Ethernet 1000 Series Switches

Product Overview

The Cisco® Industrial Ethernet (IE) 1000 Series Switches are compact rugged switches aimed to operational technology (OT) users with limited IT network knowledge. The IE 1000 Series Switches provide an easy transformation from the legacy factory to digital solution. For machine builders and machine-to-machine (M2M) solutions is an attractive entry level product as a GUI-based, lightly-managed switch. The IE 1000 is a good fit for locations with harsh temperatures and small spaces, and is Power over Ethernet (PoE) capable with and zero IT management.

The IE 1000 is ideal for industrial Ethernet applications where small and easy-to-be-managed hardened products are required, including factory automation, intelligent transportation systems, city-surveillance programs, building automations etc.

The Cisco IE 1000 Series Switches complement the current industrial Ethernet portfolio of related Cisco industrial switches, such as the Cisco IE 2000, IE 3000, IE 4000 and IE 5000 Series managed Switches.

The IE 1000 can be easily installed on your network. Through a user-friendly web device manager, the IE 1000 provides easy out-of-the-box configuration and simplified operational manageability to deliver advanced and secure multiservices over industrial networks.

Features and Benefits

The Cisco IE 1000 Series Switches are designed for low cost, low ports, and small sizes. They offer:

- **Scalability:** Four models are available supporting 5, 6, 8 and 10 Ethernet ports, with Fast Ethernet (FE) and Gigabit Ethernet (GE), copper and fiber uplinks options
- **Easy integration:** Zero-touch IP discovery or Dynamic Host Configuration Protocol (DHCP)IP addressing and simple web GUI-based management
- **Fast startup time:** Starts 30 seconds from cold boot
- **Manageability:** Web GUI interface, and diagnostics and analysis options through Simple Network Management Protocol (SNMP) and syslog
- **Security:** secure access; port-security
- **Minimize data load:** VLAN aware, Internet Group Management Protocol (IGMP) and DHCP snooping to filter unwanted data
- **Lightly-managed:** Spanning-tree protocol (STP), Link Layer Discovery Protocol (LLDP), Cisco Discovery Protocol aware
- **Gigabit uplink:** Two fiber-optic SFP based. uplink for up to 50 miles (80 kilometers) links
- **Industrial PoE:** Up to eight PoE (IEEE 802.af) and PoE+ (802.3at) supported on selected models
- **Redundant voltage feeds, alarm relays support and DIN rail mount**
- **Industrial environmental compliance and certifications:** Ethernet/IP (CIP)

Product Specifications

Figure 1 shows switch models, and Table 1 shows the Cisco IE 1000 Series Switches configuration information. Table 2 lists the SKUs for power supplies. Table 3 includes the 1000 product specifications. Table 4 lists software features. Table 5 includes compliance specifications. Table 6 outlines management and relevant industry standards.

Figure 1. Cisco Industrial Ethernet 1000 Series Switches



Table 1. Cisco IE 1000 Series Switches Configurations

Product Number	Total Ports	Fast Ethernet Copper Uplink	GE SFP Uplink	Fast Ethernet Copper Downlink	PoE/PoE+	Input Power Voltage
IE-1000-4T1T-LM	5	1		4		12-24V
IE-1000-6T2T-LM	8	2		6		12-24V
IE-1000-4P2S-LM	6		2		4	48-54V
IE-1000-8P2S-LM	10		2		8	48-54V

Table 2. Power Supplies and Mounting Kit Available for Cisco IE 1000 Series Switches

Product Number	Rated Nominal Input Operating Range	Supported Input Voltage Operating Range	Power Output	PoE/PoE+ Support	Use Case Scenario
PWR-IE50W-AC=	AC 100-240V/1.25A 50-60Hz Or DC 125-250V/1.25A	AC 90-264V Or DC 106-300V	24VDC/2.1A	No	Provides power to non-PoE PIDs
PWR-IE50W-AC-IEC=	AC 100-240V/1.25A 50-60Hz	AC 90-264V	24VDC/2.1A	No	Provides power to non-PoE PIDs
PWR-IE65W-PC-AC=	AC 100-240V/1.4A 50-60Hz Or DC 125-250V/1.0A	AC 90-264V Or DC 106-300V	54VDC/1.2 A	Yes	Supports up to 3 ports PoE or 1 PoE+ port when used in PoE power input in an AC or high DC environment

Product Number	Rated Nominal Input Operating Range	Supported Input Voltage Operating Range	Power Output	PoE/PoE+ Support	Use Case Scenario
PWR-IE65W-PC-DC=	DC 24-48VDC/4.5A	DC 18-60V	54VDC/1.2 A	Yes	Supports up to 3 ports PoE or 1 PoE+ port when used in a DC environment
PWR-IE170W-PC-AC=	AC 100-240V/2.3A 50-60Hz Or DC 125-250V/2.1A	AC 90-264V Or DC 106-300V	54VDC/3.15A	Yes	Support up to 8 ports PoE or 5 PoE+ ports when used in AC environment
PWR-IE170W-PC-DC=	DC 12-54V/23A	DC 10.8-60V	54VDC/3.15A	Yes	Support up to 8 ports PoE or 5 PoE+ ports when used in DC environment
STK-RACK-DINRAIL=	19 in. DIN Rail mount kit				

Table 3. Product Specifications

Description	Specification
Hardware	<ul style="list-style-type: none"> • DRAM: 128 MB DDR2 without ECC • Onboard flash memory: 160 MB
Alarm	<ul style="list-style-type: none"> • Alarm I/O: output connector on top panel of 4P2S and 8P2S, 1.0A@24VDC or 0.5A@48VDC
Power consumption	<ul style="list-style-type: none"> • IE1000-4T1T: 4.2W • IE1000-6T2T: 5.3W • IE1000-4P2S: without PoE 8.6W, with PoE 72-140.4W • IE1000-8P2S: without PoE 10.6W, with PoE 134.4-205.2W
Connectors and cabling	<ul style="list-style-type: none"> • 100BASE-FX MMF (2 km)—TBD with engineer input • 10/100/1000BASE-T ports: RJ-45 connectors, 4-pair Category 5 UTP cabling
Dimensions (H x W x D) including DIN rail	<ul style="list-style-type: none"> • IE-1000-4T1T-LM: 5.0" H x 1.50" W x 4.5" D (127mm H x 38mm W x 115mm D) • IE-1000-6T2T-LM: 5.0" H x 1.8" W x 4.5" D (127mm H x 45.7mm W x 115mm D) • IE-1000-4P2S-LM, IE-1000-8P2S-LM: 5.0"H x 1.8" W x 5.3"D (127mm H x 45.7mmW x 134mm D) • PWR-IE50W-AC=: 5.8"H x 2.0"W x 4.4"D (147mm H x 51 mm W x 112mm D) • PWR-65W-PC-AC=: 5.9 "H x 2.6"W x 4.6"D (150mm H x 66mm W x 117mm D) • PWR-65W-PC-DC=: 5.9 "H x 2.6"W x 4.6"D (150mm H x 66mm W x 117mm D) • PWR-IE170W-PC-AC=: 5.93 x 3.72 x 5.60 in. (150.6 x 94.5 x 142.2mm) • PWR-IE170W-PC-DC=: 5.93 x 4.47 x 5.75 in. (150.6 x 113.5 x 145.8mm)
Weight	<ul style="list-style-type: none"> • IE-1000-4T1T-LM - 1.10 lb (0.50 kg) • IE-1000-6T2T-LM - 1.25 lb (0.57 kg) • IE-1000-4P2S-LM - 1.70 lb (0.77 kg) • IE-1000-8P2S-LM - 1.85 lb (0.84 kg)
Power supply weight	<ul style="list-style-type: none"> • PWR-IE50W-AC=: 1.4 lb (0.65 kg) • PWR-IE50W-AC-IEC=: 1.4 lb (0.65 kg) • PWR-IE65W-PC-DC=: 2.6 (1.18 Kg) • PWR-IE65W-PC-AC=: 2.7 (1.24 Kg) • PWR-IE170W-PC-AC=: 3.88 pounds (1.76 kg) • PWR-IE170W-PC-DC=: 3.7 pounds (1.67 kg)

Table 4. Cisco IE 1000 Software Features

Description	Specification
Software features	LLDP, Cisco CDP aware, MSTP, STP Portfast, ICMP Vlans, static IP, Trust Ingress DSCP, COS, Priority Port, port- security, IGMP querier, DHCP server SNMP v2/v3, SNMP traps, syslog, IGMP snooping, DHCP snooping, BPDU guard, Etherchannel, Alarms, PoE capability, Smartport Macro, SPAN/Port Mirroring, Strom Control, EtherNet/IP (EDS)

Table 5. Compliance Specifications

Description	Specification
Safety Certifications	<ul style="list-style-type: none"> • UL/CSA 60950-1 • EN 60950-1 • CB to IEC 60950-1 (with country deviations) • NOM to NOM-019-SCF1 (through partners and distributors) • UL/CSA/IEC/EN 61010-2-201 • CE Marking
Hazardous Locations	<ul style="list-style-type: none"> • ANSI/ISA 12.12.01 (Class1, Div2 A-D)[*] • EN 60079-0, -15 ATEX certificate (Class 1, Zone2 A-D)[*] • IEC 60079-0, 15 (report only)[*] • UL 60079-0, 15[*] • CAN/CSA C22.2 No. 60079-0, -15[*] <p>[*] Cabinet enclosure required</p>
EMC Emissions and Immunity Compliance	<ul style="list-style-type: none"> • FCC 47 CFR Part 15 Class A • EN 55022/CISPR 22 Class A • EN 55016-1-1, -1-4, -2-3 Class AVCCI Class A • RoHS compliance • AS/NZS CISPR 22 Class A, AS/NZS CISPR 24 • CISPR11 Class A, CISPR22 Class A • ICES 003 Class A • KCC Marking (Korea) • CE Marking • RCM Marking (Australia/New Zealand) • EAC Marking (Eurasian Conformity) • Anatel (Brazil) • China NAL • IEC/EN/EN61000-4-2 (Electro Static Discharge), 8kV air/6kV contact • IEC/EN 61000-4-3 (Radiated Immunity, 10 V/m 80-2000MHz, 3V/m 2000-2700MHz) • IEC/EN 61000-4-4 (Fast Transients - 2kV DC power, 2kV data line, 4kv earth) • IEC/EN 61000-4-5 (Surge 2 kV/1 kV DC power, 2 kV shielded and unshielded data line) • IEC/EN 61000-4-6 (Conducted Immunity, 10 V/emf 0.15-80MHz) • IEC/EN 61000-4-8 (Power Frequency Magnetic Field Immunity 30A/m 60 sec, 300A/m 3 sec) • IEC/EN 61000-4-9 (Pulse Magnetic Field Immunity 300A/m) • IEC/EN 61000-4-29 (Voltage Dips Immunity)
Shock and Vibration	<ul style="list-style-type: none"> • IEC 60068-2-27 (Operational Shock: 30G 11ms, half sine) • IEC 60068-2-27 (Non-Operational Shock 65-80G, trapezoidal) • IEC 60068-2-6, IEC 60068-2-64 (Operational Vibration) • IEC 60068-2-6, IEC 60068-2-64, IEC 60068-2-47 (Non-operational Vibration)

Description	Specification
Industry Standard	<ul style="list-style-type: none"> • IEC/EN 61000-6-1 (Immunity for Light Industrial Environments) • IEC/EN 61000-6-2 (Immunity for Industrial Environments) • IEC/EN 61000-6-4 (Emissions for Industrial Environments) • EN 61131-2 (PLC Zone A & B, EMC/EMI, environmental, mechanical) • EN61326-1 (Industrial Controls) • Marine –TAC (Temp-A, Humid-B, Vib-A, EMC-A, Enc-A) • EN 50581 (RoHS) • China RoHS • EU WEEE • NEMA TS-2 (EMC, environmental, mechanical) • IP30
Humidity	<ul style="list-style-type: none"> • IEC 60068 -2-3 • IEC 60068-2-30 (Test Db) • Relative humidity: 5% to 95% non-condensing
Operating Temperature	<ul style="list-style-type: none"> • IE-1000-4T1T-LM, IE-1000-6T2T-LM • -20 C to 70 C (vented enclosure operating) • -20 C to 60 C (sealed enclosure operating) • -16 C to 74 C (fan or blower-equipped enclosure operating) • IE-1000-4P2S-LM, IE-1000-8P2S-LM • -40 C to +70 C (vented enclosure operating) • -40 C to +60 C (sealed enclosure operating) • -34 C to +75 C (fan or blower-equipped enclosure operating) • Operational altitude: Up to 13.8k ft • IEC 60068-2-1 • IEC 60068-2-2 • IEC 60068-2-56
-	<ul style="list-style-type: none"> • -40 C to +85 C (storage temperature) • IEC 60068-2-14 (Test Nb) • Storage altitude: Up to 15,000 ft
Mean Time Between Failure (MTBF)	<ul style="list-style-type: none"> • Meantime between failure: 374,052 hours (42.7 years)
Warranty	<ul style="list-style-type: none"> • Five-year limited warranty on all IE-1000 hardware PIDs and all IE power supplies defined in Table 2 previously. See the following link for details on warranty

Table 6. Management and Standards

Description	Specification	Specification
IEEE Standards	<ul style="list-style-type: none"> • IEEE 802.1D MAC bridges, STP • IEEE 802.1p Layer 2 COS prioritization • IEEE 802.1q VLAN • IEEE 802.1s Multiple SpanningTrees • IEEE 802.1w Rapid SpanningTree • IEEE 802.1AB LLDP • IEEE 802.3ad Link Aggregation (LACP) • IEEE 802.3af • IEEE 802.3at 	<ul style="list-style-type: none"> • IEEE 802.3af Power over Ethernet • IEEE 802.3at Power over Ethernet Plus • IEEE 802.3ah 100BASE-X SMF/MMF only • IEEE 802.3x full duplex on 10Base-T • IEEE 802.3 10BASE-T specification • IEEE 802.3u 100BASE-TX specification • IEEE 802.3ab 1000BASE-T specification • IEEE 802.3z 1000BASE-X specification
RFC Compliance	<ul style="list-style-type: none"> • RFC 768: UDP • RFC 783: TFTP • RFC 791: IPv4 protocol • RFC 792: ICMP • RFC 793: TCP • RFC 826: ARP • RFC 854: Telnet • RFC 951: BootP 	<ul style="list-style-type: none"> • RFC 1256: ICMP Router Discovery • RFC 1305: NTP • RFC 1534: DHCP and BootP interoperation • RFC 1542: Bootstrap Protocol • RFC 1643: Ethernet Interface MIB • RFC 1757: RMON • RFC 2068: HTTP • RFC 2131, 2132: DHCP

Description	Specification	Specification
	<ul style="list-style-type: none"> • RFC 959: FTP • RFC 1157: SNMPv1 • RFC 1901,1902-1907: SNMPv2 • RFC 2273-2275: SNMPv3 • RFC 1166: IP Addresses 	<ul style="list-style-type: none"> • RFC 2236: IGMP v2 • RFC 2571: SNMP Management • RFC 4250-4252: SSH Protocol
SFP Transceivers	<ul style="list-style-type: none"> • GLC-FE-100FX-RGD 2km/MMF • GLC-FE-100FX 2km/MMF • GLC-FE-100LX-RGD 10km/SMF • GLC-FE-100EX 40km/SMF • GLC-FE-100LX 10km/SMF • GLC-FE-100BX-D 10km/SMF • GLC-FE-100BX-U 10km/SMF • GLC-FE-100ZX 80km/SMF • GLC-T GigE Copper Transceiver • GLC-SX-MM-RGD 220-550m/MMF • GLC-SX-MM 220-550m/MMF • GLC-SX-MMD 	<ul style="list-style-type: none"> • GLC-LH-SM 550m/MMF, 10km/SMF • GLC-LH-SMD 550m/MMF, 10km/SMF • GLC-LX-SM-RGD 550m/MMF, 10km/SMF • GLC-ZX-SM-RGD 70-100km/SMF • GLC-EX-SMD • GLC-BX-D 10km/SMF • GLC-BX-U 10km/SMF • GLC-BX40-DA 40km/Single Strand SMF • GLC-BX40-U 40km/Single Strand SMF • GLC-BX80-D 80km/Single Strand SMF • GLC-BX80-U 80km/Single Strand SMF • GLC-TE=
Simple Network Management Protocol (SNMP) MIB Objects	<ul style="list-style-type: none"> • MIB-II 	

Figures 2 through 5 show the mechanical dimension details of the various IE 1000 models.

Figure 2. IE1000-4T1T-LM

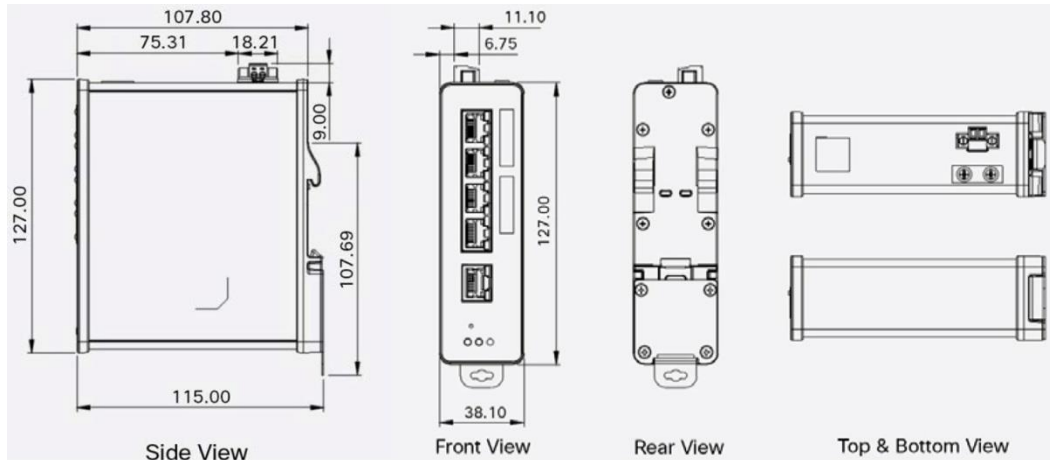


Figure 3. IE1000-6T2T-LM

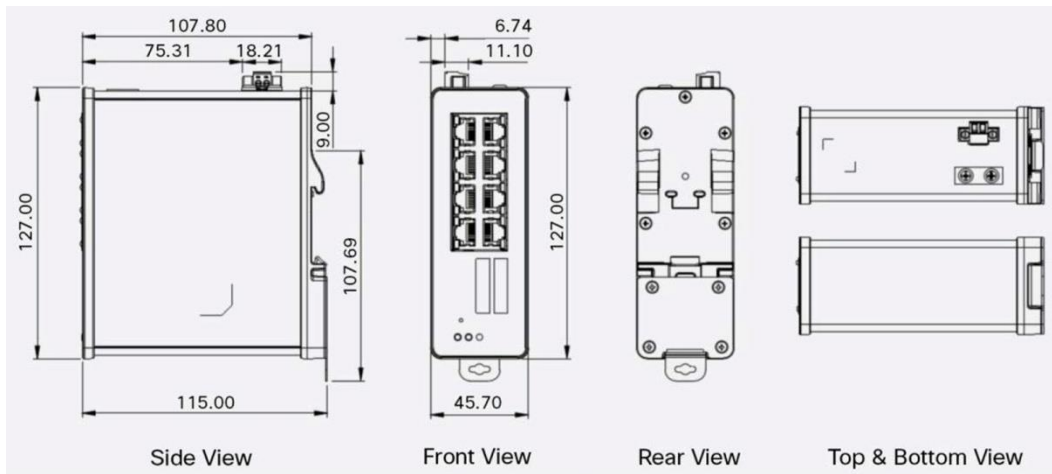


Figure 4. IE1000-4P2S-LM

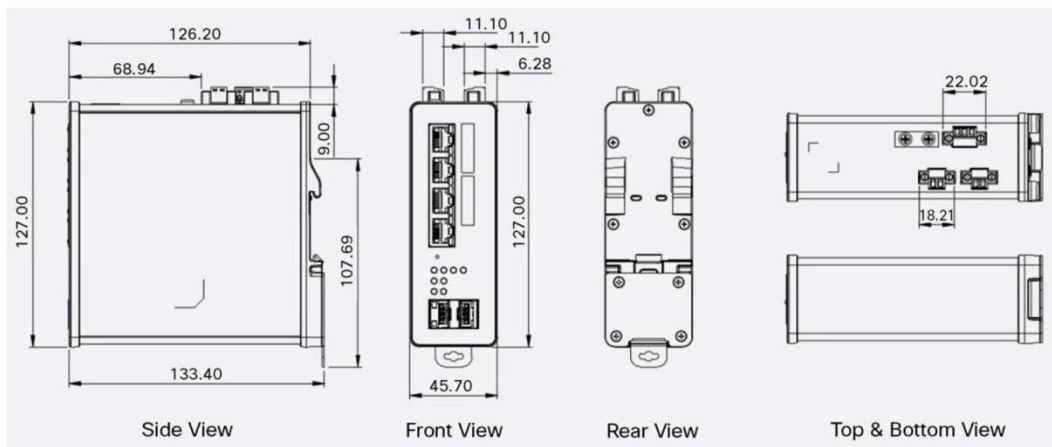
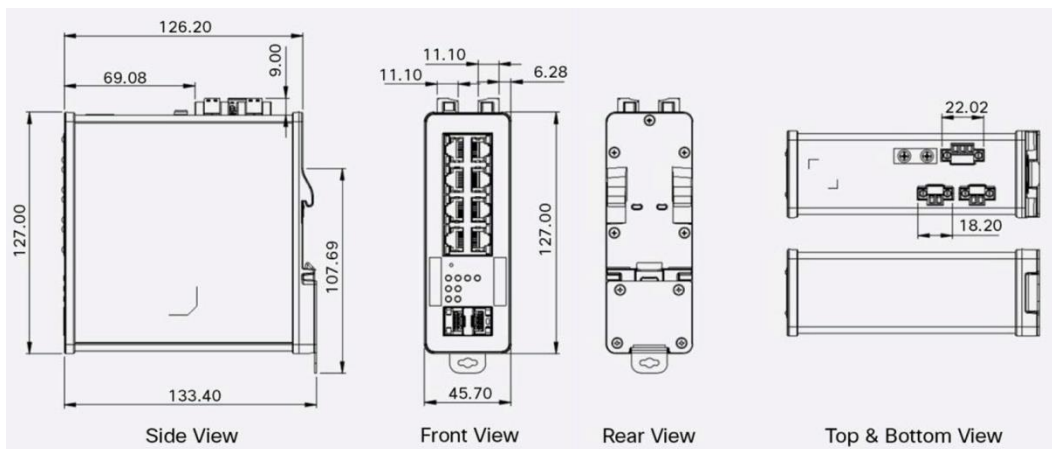


Figure 5. IE1000-8P2S-LM



Warranty Information

Warranty information for the Cisco IE 1000 Series Switches is available at <http://www.cisco-servicefinder.com/warrantyfinder.aspx>.

Cisco and Partner Services

At Cisco, we're committed to minimizing our customers' TCO, and we offer a wide range of services programs to accelerate customer success. Our innovative programs are delivered through a unique combination of people, processes, tools, and partners, resulting in high levels of customer satisfaction. Cisco Services helps you protect your network investment, optimize network operations, and prepare your network for new applications to extend network intelligence and the power of your business.

Some of the key benefits our customers can receive from Cisco Services are:

- Mitigating risks by enabling proactive or expedited problem resolution
- Lowering TCO by taking advantage of Cisco expertise and knowledge
- Minimizing network downtime
- Supplementing your existing support staff so they can focus on additional productive activities

For more information about Cisco Services, visit Cisco Technical Support Services or Cisco Advanced Services at <http://www.cisco.com/web/services/>.

Cisco Capital Financing Helps You Achieve Your Objectives

Cisco Capital[®] financing can help you acquire the technology you need to achieve your objectives and stay competitive. We can help you reduce capital expenditures (CapEx), accelerate your growth, and optimize your investment dollars and ROI. Cisco Capital financing gives you flexibility in acquiring hardware, software, services, and complementary third-party equipment. And there's just one predictable payment. Cisco Capital financing is available in more than 100 countries. [Learn more.](#)

For More Information

For more information about the Cisco IE 1000 Series Switches, visit <http://www.cisco.com/go/ie1000> or contact your local account representative.



Americas Headquarters
Cisco Systems, Inc.
San Jose, CA

Asia Pacific Headquarters
Cisco Systems (USA) Pte. Ltd.
Singapore

Europe Headquarters
Cisco Systems International BV Amsterdam,
The Netherlands

Cisco has more than 200 offices worldwide. Addresses, phone numbers, and fax numbers are listed on the Cisco Website at www.cisco.com/go/offices.

Cisco and the Cisco logo are trademarks or registered trademarks of Cisco and/or its affiliates in the U.S. and other countries. To view a list of Cisco trademarks, go to this URL: www.cisco.com/go/trademarks. Third party trademarks mentioned are the property of their respective owners. The use of the word partner does not imply a partnership relationship between Cisco and any other company. (1110R)