

AP460C

Highlights

Advanced Radio Technology

Tri-Radio Design

- 5GHz 4x4:4
- 2.4GHz 2x2:2
- 2.4GHz/5 GHz/Sensor

Multiple Radio Modes - SSR

- 2.4 GHz/5 GHz/Sensor (2.4GHz/5GHz)
- 5GHz/5 GHz - Dual 5 GHz

Universal Hardware Platform

- On-Premises: WiNG OS (Distributed), ExtremeCloud™ IQ Controller (Centralized)
- Cloud: ExtremeCloud IQ

High Density Environments

- Delivers exceptional end-user experience even in the densest user environments

WPA3 Support

- Includes the latest WPA3 Wi-Fi security standard delivering robust protections for users and IoT devices

Fully Functional over 802.3at

Designed for Harsh Environments

- IP67 Outdoor Rated
- Extended temp range -40°C to +60°C

Smart Management Choices

- ExtremeCloud IQ for powerful, simple, and secure public or private cloud management
- ExtremeCloud IQ Controller or VX/NX controllers ideal for on-premises requirements
- Optional ExtremeCloud IQ visibility supported via on-premises controller



Wi-Fi 6 (802.11ax) Tri-Radio Outdoor Access

In today's world, as businesses make capital investments in their technology infrastructure, they must have a keen eye on how those investments can improve operational efficiency and reduce cost. With Extreme's Universal infrastructure, customers can take advantage of hardware agility and reduce the total cost of their network by adopting platforms that allow them to run multiple Extreme operating systems. This multi-persona capability provides increased product flexibility and reduced hardware obsolescence.

The AP460C is part of Extreme's Universal Wi-Fi platforms and provides users the choice of Wi-Fi operating system (ExtremeCloud IQ or WiNG Operating System). Customers have the flexibility to select the OS at start-up or at a later stage and the AP will assume the features/capabilities of the selected OS. When first booted, the AP460C automatically connects to ExtremeCloud IQ to find its persona. The pre-provisioned OS persona is then remotely enabled on the AP460C AP and the user can stay in the cloud or select manage the device locally.

The AP460C is a Tri-Radio based on advanced radio technology delivers 802.11ax and is designed for harsh environments; from hurricane force winds to sub-zero temperature. The AP460C is IP67 outdoor rated and extends Extreme's Wi-Fi 6 coverage outdoors in a sleek form factor with three different antenna models: AP460C is based on internal Omni antenna, AP460S6C is a internal 60° Sector, and the AP460S12C is based on a 120° Sector for the most challenging outdoor deployments.

The AP460C is based on Wi-Fi 6 Tri-Radios design delivers 802.11ax 2x2:2 data rates on 2.4 GHz and 4x4:4 data rates on 5 GHz concurrently on both the 2.4 GHz and 5 GHz radios and a 3rd radio for a dedicated full time dual banded sensor. The Tri-Radio APs continue the Extreme tradition of software-selectable- radios (SSRs) capable of dual 5 GHz connectivity for outdoor harsh environments. The AP460C combines powerful 802.11ax Wi-Fi 6 technology, advanced security and ML/AI management capabilities together into an enterprise class solution that allows you to deploy high speed, highly secure Wi-Fi into the toughest environments.

Security

The AP460C delivers the highest level of security services, beginning with support for the latest Wi-Fi Alliance WPA3 security certifications. Additionally, supporting a stateful L2- L7 DPI firewall for context-based access security.

Management Analytics

In conjunction with management system, cloud or On-premises the AP460C provides a very rich set of data displayed via context driven widgets, representing historical data or a combination of historical and current data. This provides context-specific granularity with perspective views for locations, network, APs, individual client devices as well as policy roles. In each context, administrators can adjust dashboards from widget library.

Wi-Fi 6 Technology

Prior generations of 802.11n, 802.11ac wave 1 and 2, can be considered generational improvements with an emphasis on faster speed. 802.11ax technology instead enhances Wi-Fi efficiency as well as speed, taking Wi-Fi networks to an entirely new level. To learn more about 802.11ax, [visit here](#).

Programmable Radios

Industry's first tri-radio 802.11ax access point with two software selectable radios to optimally manage radios to provide the highest level of client performance while simultaneously providing continuous RF monitoring for security threats. The AP460C intelligent monitoring of the software selectable radios enables network managers configure network RF topology based on user environment and configure the access points in different modes as required.

Universal Hardware

The AP460C as a universal hardware platform comes with dual-persona capability allowing user choice of the Wi-Fi operating system (OS). Either the ExtremeCloud IQ operating system or the WiNG operating system persona can be enabled as required. The desired persona can be selected at start-up or changed at a later stage. Once selected, the AP460C assumes the features/capabilities of the selected OS. When first booted, the AP460C automatically connects to ExtremeCloud IQ to find its persona. The pre-provisioned OS persona is then remotely enabled on the AP460C system, eliminating the need for manual selection.

Integrated BLE

To support both IoT and Guest Engagement services the AP460C integrates Bluetooth to connect with IoT devices with Thread wireless or engage loyalty customers with Apple iBeacon. Enterprises can use API driven applications to send advertisements directly to shoppers, guests, and conference attendees. This makes it ideal for businesses to advertise their app-download pages, captive portals, or site-specific information.

Product Specifications

Radio Specifications

Max Users

- SSID per Radio/Total: 8/16
- Users per Radio/total: 512/1024

802.11a

- 5.150–5.850 GHz Operating Frequency
- Orthogonal Frequency Division Multiplexing (OFDM) Modulation
- Rates (Mbps): 54, 48, 36, 24, 18, 12, 9, 6 w/auto fallback

802.11b

- 2.4–2.5GHz Operating Frequency
- Direct-Sequence Spread-Spectrum (DSSS) Modulation
- Rates (Mbps): 11, 5.5, 2, 1 w/auto fallback

802.11g

- 2.4–2.5 GHz Operating Frequency
- Orthogonal Frequency Division Multiplexing (OFDM) Modulation
- Rates (Mbps): 54, 48, 36, 24, 18, 12, 9, 6 w/auto fallback

802.11n

- 2.4–2.5 GHz and 5.150–5.850 GHz Operating Frequency
- 802.11n Modulation
- Rates (Mbps): MCS0 – MCS31 (6.5Mbps - 600Mbps)
 - 5G: 4x4 Multiple-In, Multiple-Out (MIMO) Radio
 - 2.4G: 2x2 Multiple-In, Multiple-Out (MIMO) Radio
- HT20 High-Throughput (HT) Support for both 2.4 GHz and 5 GHz
- HT40 High-Throughput (HT) Support for 5 GHz
- A-MPDU and A-MSDU Frame Aggregation

802.11ac

- 5.150–5.850 GHz Operating Frequency
- 802.11ac Modulation (256-QAM)
- Rates (Mbps): MCS0–MCS9 (6.5Mbps – 3467Mbps), NSS = 1-4
- 2x2:2 Stream Multiple-In, Multiple-Out (MIMO) Radio
- VHT20/VHT40/VHT80 support
- TxBF (Transmit Beamforming)

802.11ax (for 5 GHz Sensor)

- 5.150–5.850 GHz Operating Frequency
- 802.11ax Modulation (1024-QAM)
- Dual-band OFDMA
- Rates (Mbps): HE0-HE11 (8 Mbps – 1200 Mbps), NSS = 1-2
- 2x2:2 Stream Multiple-In, Multiple-Out (MIMO) Radio
- VHT20/VHT40/VHT80/VHT160 support
- TxBF (Transmit Beamforming)

802.11ax (for 5 GHz Radio)

- 2.4–2.5 GHz and 5.150–5.850 GHz Operating Frequency
- 802.11ax Modulation (1024-QAM)
- Dual-band OFDMA
- Rates (Mbps):
 - 5G: HE0-HE11 (8 Mbps – 4800 Mbps)
 - 2.4G: HE0-HE11 (8Mbps – 574 Mbps)
- 4x4:4 Stream Multiple-In, Multiple-Out (MIMO) Radio
- HE20/HE40/HE80/HE160 support for 5 GHz
- HE20/HE40 support for 2.4 GHz
- DL SU-MIMO and MU-MIMO
- TxBF (Transmit Beamforming)

Radios

- BLE 5 Radio Bluetooth® Low Energy
- USB 2.0, Type A , 5V, .5A

Interfaces

- 100/1000/2500 Mbps auto-negotiation Ethernet port, RJ45 PoE (Power over Ethernet 802.3at) Port
- 10/100/1000 Mbps auto-negotiation Ethernet port, RJ45

Power Specifications

- IEEE 802.3af PoE Power

Power Options

- Power Draw (w/ USB): Typical 21.7 W, Max 25.3 W
- Power Draw (w/o USB): Typical 18.2 W, Max 20.8 W
- 802.3at Power over Ethernet (PoE) capable
- Gigabit Ethernet port (RJ-45 power input pins: Wires 4,5,7,8 or 1,2,3,6)
- 802.3af Power over Ethernet injector

Physical

- AP460C: 9.4" x 9.4" x 2.9" (237.6 mm x 237.6 mm x 72.5 mm) Weight: 3.9 lbs (1.8 kg)
- AP460S6C: 9.4" x 9.4" x 3.5" (237.6 mm x 237.6 mm x 90 mm) Weight: 4 lbs (1.8 kg)
- AP460S12C: 9.4" x 9.4" x 3.5" (237.6 mm x 237.6 mm x 90 mm) Weight: 4 lbs (1.8 kg)

Antennas

AP460C - Internal OMNI Antennas

- (2) Integrated single band, 5.1-5.8 GHz omnidirectional antennas
- (4) Integrated dual band, 2.4-2.5 GHz and 5.1-5.8 GHz omnidirectional
- (1) Integrated single band, 2.4-2.5 GHz omnidirectional antennas for BLE

AP460S6C - Internal 60° Sector. Antennas

- (2) Integrated single band, 5.1-5.8 GHz sector antennas
- (4) Integrated dual band, 2.4-2.5 GHz and 5.1-5.8 GHz sector antennas
- (1) Integrated single band, 2.4-2.5 GHz omnidirectional antennas for BLE

AP460S12C - Internal 120° Sector. Antennas

- (2) Integrated single band, 5.1-5.8 GHz sector antennas
- (4) Integrated dual band, 2.4-2.5 GHz and 5.1-5.8 GHz sector antennas
- (1) Integrated single band, 2.4-2.5 GHz omnidirectional antennas for BLE

Environmental

- Operating: -40°C to 60°C
- Storage: -40°C to 70°C
- Humidity: 0% to 95% (non-condensing)

Environmental Discharge

+/-8 kV contact and +/-15 kV air

Environmental Compliance

Housing: IP67 rated outdoor use

Regulatory Compliance

Product Safety Certifications

- IEC 60950-1, EN 60950-1, UL 60950-1, CSA 22.2 No.60950-1-03, AS/NZS 60950.1
- RoHS Directive 2011/65/EU

Radio Approvals

- FCC CFR 47 Part 15, Class B
- ICES-003, Class B
- FCC Subpart C 15.247
- FCC Subpart E 15.407
- RSS247
- EN 301 893
- EN 300 328
- EN 301 489 1 and 17
- EN 50385
- EN 55032 (CISPR 32)
- EN 60601-1-2
- AS/NZS4268 + CISPR32

Wi-Fi Alliance Certifications

Connectivity	Wi-Fi CERTIFIED 6™ Wi-Fi CERTIFIED 6™ a,b, g, n, ac
Access	Passpoint®
Optimization	WMM® WMM® – Power Save Wi-Fi Agile Multiband™
Security	Protected Management Frames WPA™ – Enterprise, Personal WPA2™ – Enterprise, Personal WPA3™ – Enterprise, Person

Peak Antenna Gain

AP460C Max Antenna Gain (Integrated Antenna)

Software Mode	WiFi 0	WiFi 1	WiFi 2	IoT Radio	Azimuth Beamwidth	Elevation Beamwidth
Dual Band	2.4 Ghz 3.24 dBi	5 Ghz 4.21 dBi	2.4 Ghz 3.74 dBi/ 5 Ghz 3.42dBi	3.2 dBi	360	150
Dual 5G	5 Ghz 3.56 dBi	5 Ghz 4.21 dBi	2.4 Ghz 3.74 dBi 5 Ghz 3.42 dBi	3.2 dBi	360	150

AP460S6C Max Antenna Gain (Integrated Antenna)

Software Mode	WiFi 0	WiFi 1	WiFi 2	IoT Radio	Azimuth Beamwidth	Elevation Beamwidth
Dual Band	2.4 Ghz 7.83 dBi	5 Ghz 8.06 dBi	2.4 Ghz 7.59dBi/ 5 Ghz 7.63dBi	7.9 dBi	60	60
Dual 5G	5 Ghz 7.83 dBi	5 Ghz 8.06 dBi	2.4 Ghz 7.59dBi/ 5 Ghz 7.63dBi	7.9 dBi	60	60

AP460S12C Max Antenna Gain (Integrated Antenna)

Software Mode	WiFi 0	WiFi 1	WiFi 2	IoT Radio	Azimuth Beamwidth	Elevation Beamwidth
Dual Band	2.4 Ghz 6.46 dBi	5 Ghz 6.25 dBi	2.4 Ghz 5.53 dBi/ 5 Ghz 5.54 dBi	6.63 dBi	120	70
Dual 5G	5 Ghz 6.34 dBi	5 Ghz 6.25 dBi	2.4 Ghz 5.53 dBi/ 5 Ghz 5.54 dBi	6.63 dBi	120	70

Power and Receive Sensitivity

Power and Receive Sensitivity - 2.4 GHz

Channel	Data Rate	Power (dBm)	Sensitivity
11b	1 - 11 Mbps	18, 16	-93, -87
11g	6 Mbps	18	-89
	54 Mbps	15	-72
11n HT20	MCS0,7	18, 14	-89, -70
11n HT40	MCS0,7	18, 14	-86, -68
11ax HE20	HE0,11	18, 11	-89, -59
11ax HE40	HE0,11	18, 11	-86, -56

Power and Receive Sensitivity - 5 GHz (High band)

Channel	Data Rate	Power (dBm)	Sensitivity
11a	6 Mbps	20	-89
	54 Mbps	17	-72
11n HT20	MCS0,7	20, 16	-89, -70
11n HT40	MCS0,7	19, 16	-86, -68
11ac VHT20	MCS0,8	20, 15	-89, -66
11ac VHT40	MCS0,9	19, 15	-86, -61
11ac VHT80	MCS0,9	18, 15	-84, -54
11ac VHT160	MCS0,9	17, 14	-78, -49
11ax HE20	HE0,11	20, 15	-89, -59
11ax HE40	HE0,11	19, 15	-86, -56
11ax HE80	HE0,11	18, 15	-84, -53
11ax HE160	HE0,11	17, 14	-78, -47

Power and Receive Sensitivity - 5 GHz (Full band)

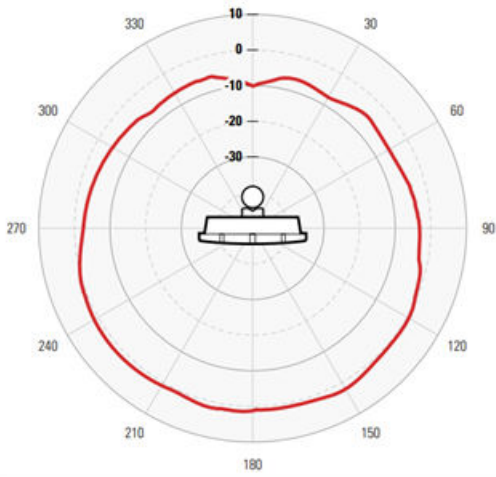
Channel	Data Rate	Power (dBm)	Sensitivity
11a	6 Mbps	21	-90
	54 Mbps	18	-73
11n HT20	MCS0,7	21, 17	-90, -71
11n HT40	MCS0,7	20, 17	-87, -69
11ac VHT20	MCS0,8	21, 16	-90, -67
11ac VHT40	MCS0,9	20, 16	-87, -62
11ac VHT80	MCS0,9	19, 16	-85, -55
11ac VHT160	MCS0,9	18, 15	-79, -50
11ax HE20	HE0,11	21, 16	-90, -60
11ax HE40	HE0,11	20, 16	-87, -57
11ax HE80	HE0,11	19, 16	-85, -54
11ax HE160	HE0,11	18, 15	-79, -48

Power and Receive Sensitivity - 5 GHz (Low band)

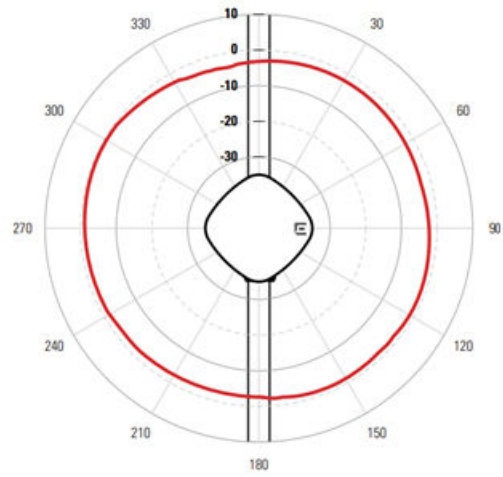
Channel	Data Rate	Power (dBm)	Sensitivity
11a	6 Mbps	18	-89
	54 Mbps	16	-72
11n HT20	MCS0,7	18, 15	-89, -70
11n HT40	MCS0,7	18, 15	-86, -68
11ac VHT20	MCS0,8	18, 14	-89, -66
11ac VHT40	MCS0,9	18, 14	-86, -61
11ac VHT80	MCS0,9	18, 14	-84, -54
11ax HE20	HE0,11	18, 13	-89, -59
11ax HE40	HE0,11	18, 13	-86, -56
11ax HE80	HE0,11	18, 13	-84, -53

AP460C — Radiation Patterns

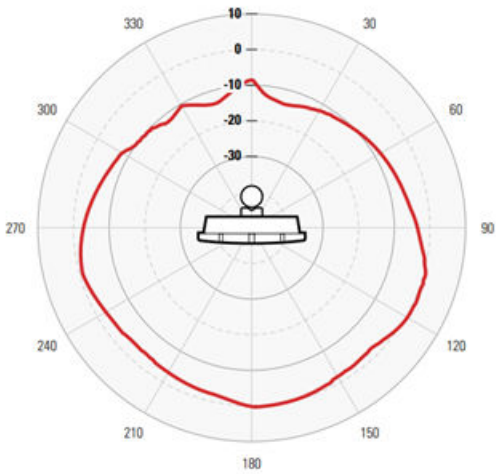
RADIO 0 AZIMUTH — 2.4 GHZ



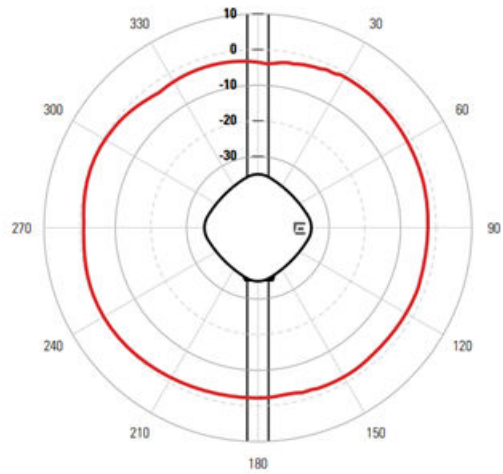
RADIO 0 ELEVATION — 2.4 GHZ



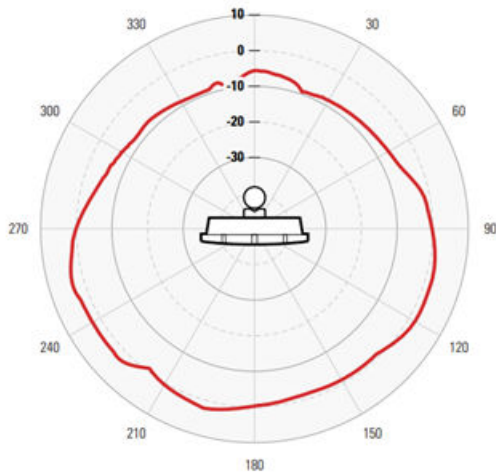
RADIO 0 AZIMUTH — 5 GHZ



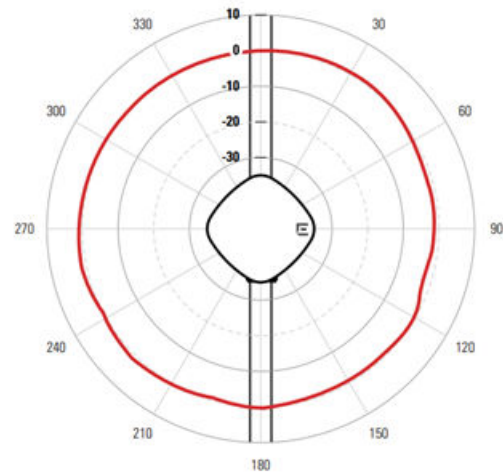
RADIO 0 ELEVATION — 5 GHZ



RADIO 1 AZIMUTH — 5 GHZ

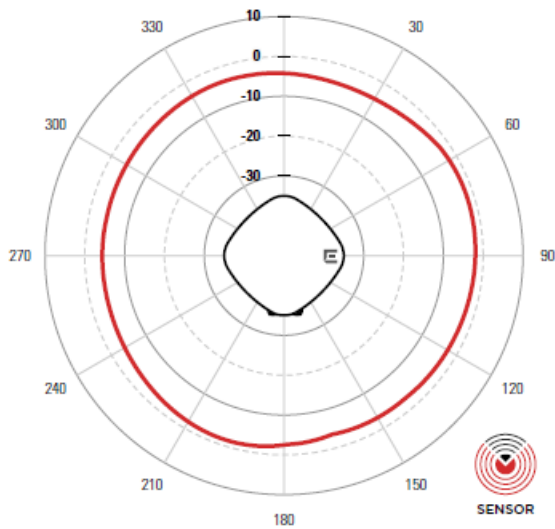


RADIO 1 ELEVATION — 5 GHZ

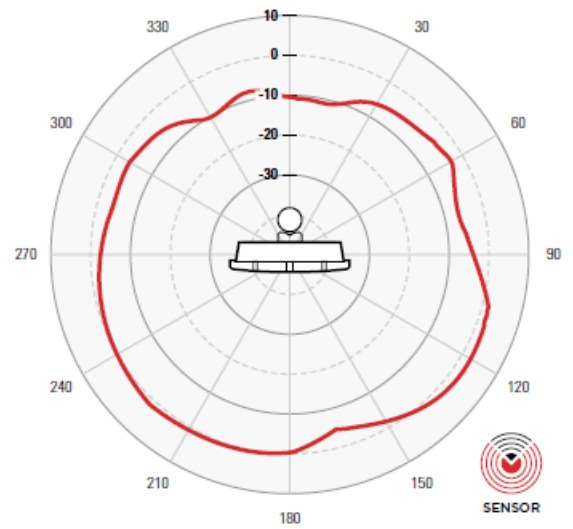


AP460C — Sensor Patterns

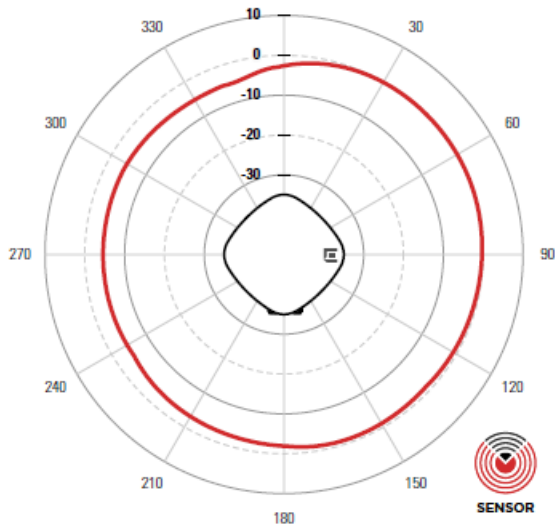
RADIO 0 AZIMUTH — 2.4 GHZ



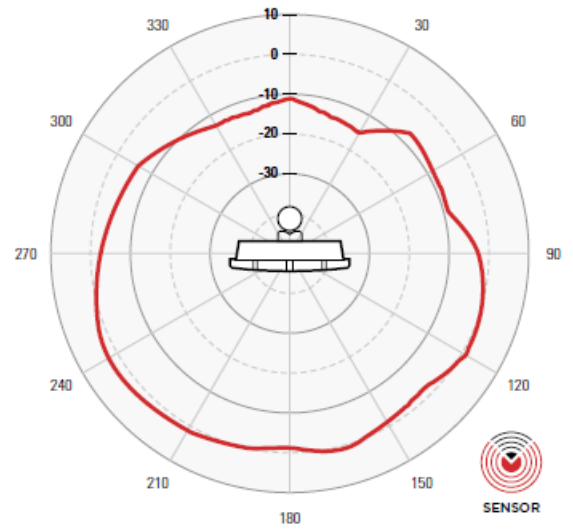
RADIO 0 ELEVATION — 2.4 GHZ



RADIO 0 AZIMUTH — 5 GHZ

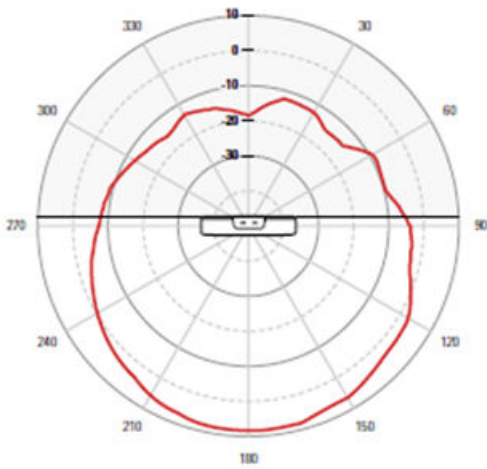


RADIO 0 ELEVATION — 5 GHZ

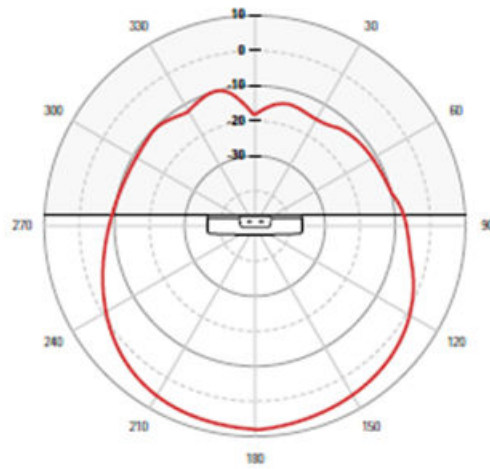


AP460S6C — Radiation Patterns

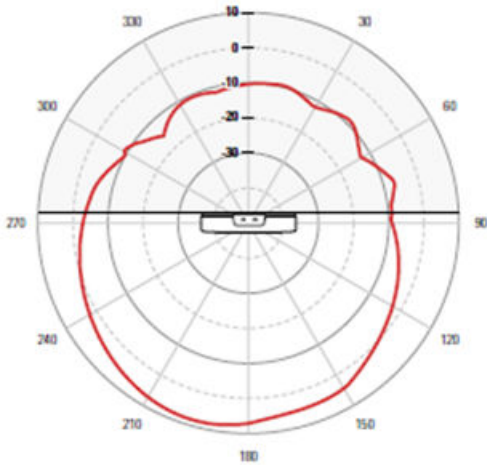
RADIO 0 AZIMUTH — 2.4 GHZ



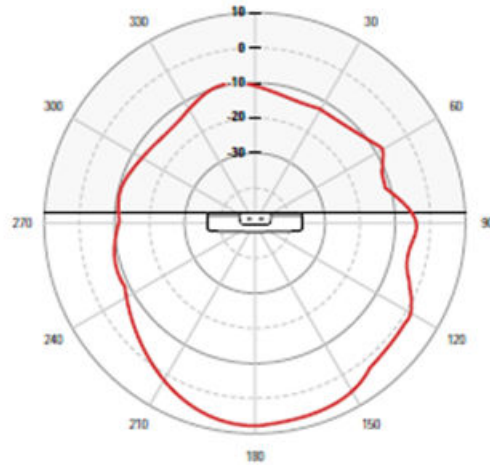
RADIO 0 ELEVATION — 2.4 GHZ



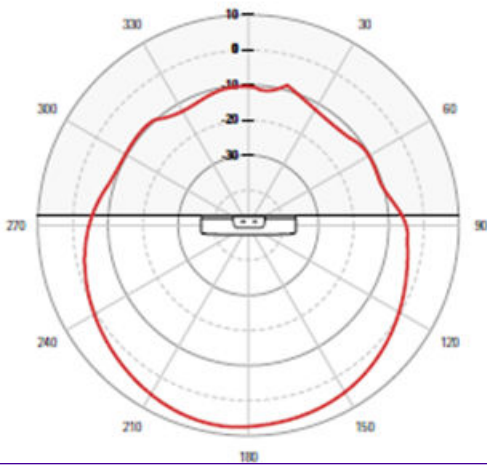
RADIO 0 AZIMUTH — 5 GHZ



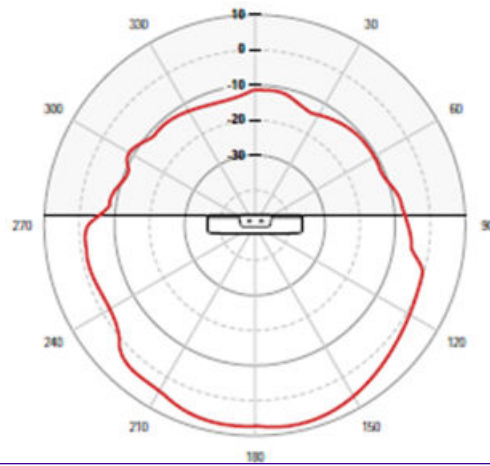
RADIO 0 ELEVATION — 5 GHZ



RADIO 1 AZIMUTH — 5 GHZ

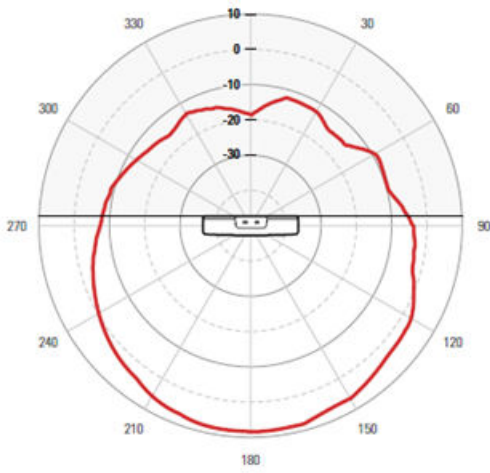


RADIO 1 ELEVATION — 5 GHZ

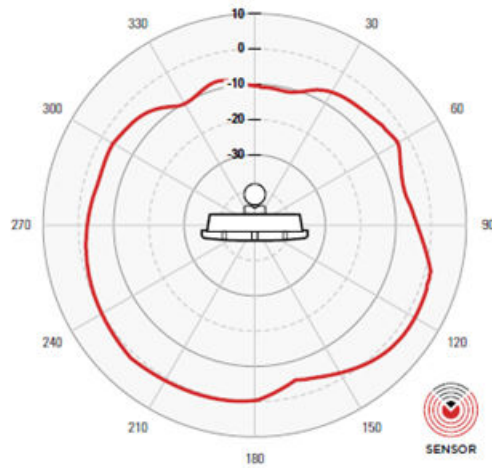


AP460S6C — Sensor Patterns

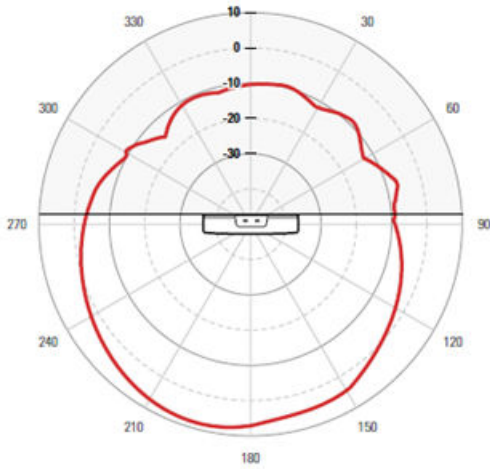
RADIO 0 AZIMUTH — 2.4 GHZ



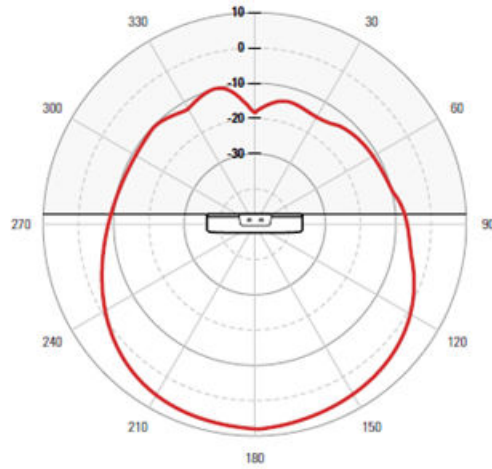
RADIO 0 ELEVATION — 2.4 GHZ



RADIO 0 AZIMUTH — 5 GHZ

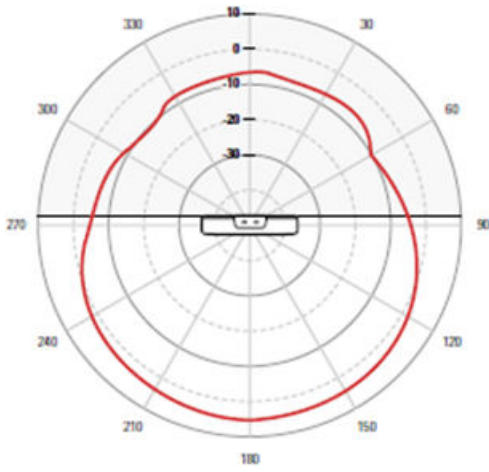


RADIO 0 ELEVATION — 5 GHZ

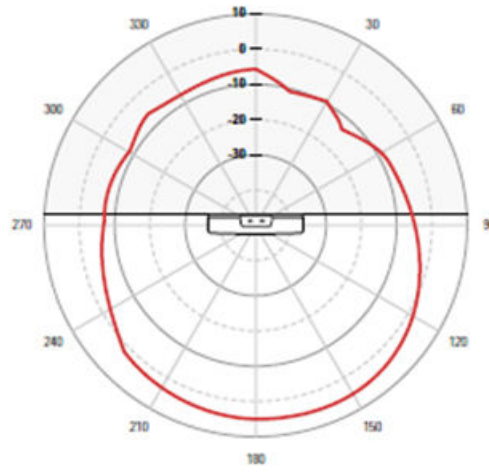


AP460S12C — Radiation Patterns

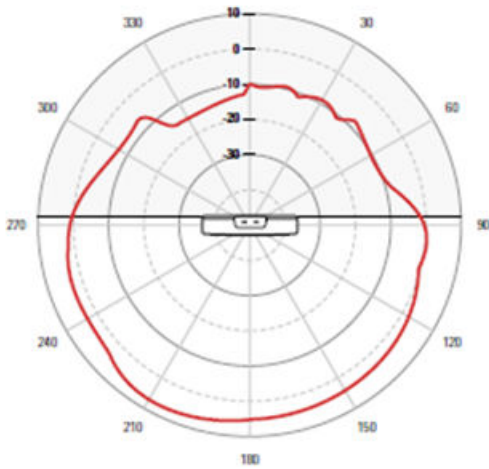
RADIO 0 AZIMUTH — 2.4 GHZ



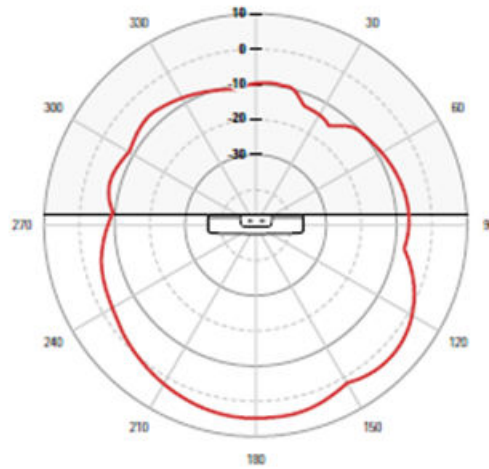
RADIO 0 ELEVATION — 2.4 GHZ



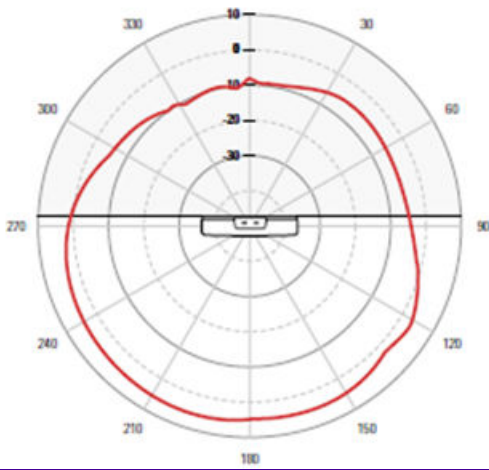
RADIO 0 AZIMUTH — 5 GHZ



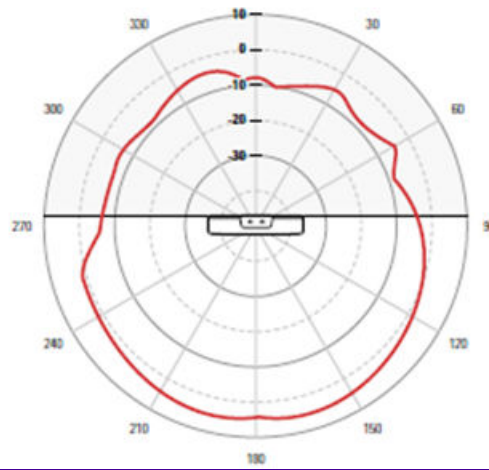
RADIO 0 ELEVATION — 5 GHZ



RADIO 1 AZIMUTH — 5 GHZ

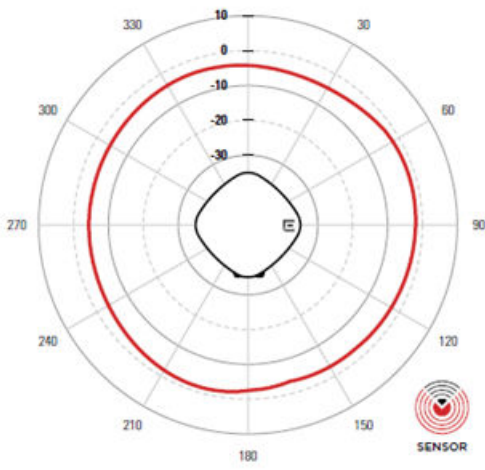


RADIO 1 ELEVATION — 5 GHZ

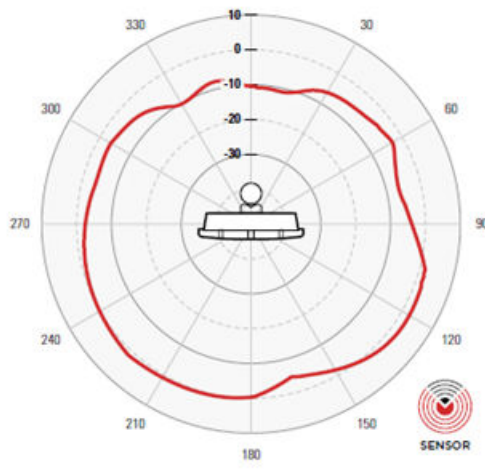


AP460S12C — Sensor Patterns

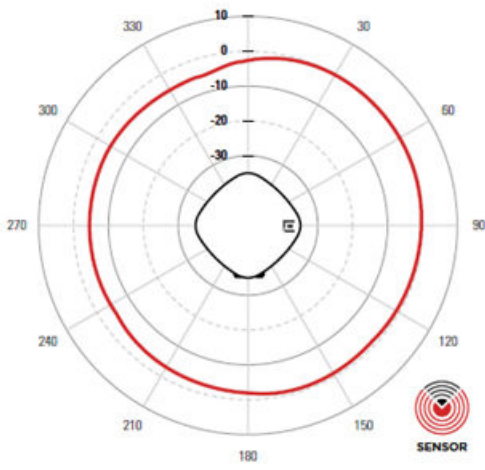
RADIO 0 AZIMUTH — 2.4 GHZ



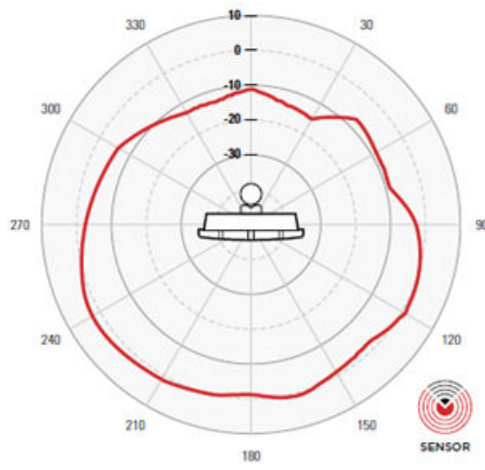
RADIO 0 ELEVATION — 2.4 GHZ



RADIO 0 AZIMUTH — 5 GHZ



RADIO 0 ELEVATION — 5 GHZ



Ordering Information

AP460 SKUs

SKU	Description
AP460C-FCC	ExtremeCloud IQ: Outdoor Tri Radio WiFi 6 AP, 2.4 GHz, 5GHz, and Sensor w/Dual 5GHz and Multirate Port. Environmentally friendly, Light, power sensors, BLE. AI/ML green mode. ONMI antennas. NA
AP460C-CAN	ExtremeCloud IQ: Outdoor Tri Radio WiFi 6 AP, 2.4 GHz, 5GHz, and Sensor w/Dual 5GHz and Multirate Port. Environmentally friendly, Light, power sensors, BLE. AI/ML green mode. ONMI antennas. T-Bar. Canada
AP460C-WR	ExtremeCloud IQ: Outdoor Tri Radio WiFi 6 AP, 2.4 GHz, 5GHz, and Sensor w/Dual 5GHz and Multirate Port. Environmentally friendly, Light, power sensors, BLE. AI/ML green mode. ONMI antennas. T-Bar. Rest of World
AP460C-IL	ExtremeCloud IQ: Tri-radio Outdoor WiFi 6 AP (4x4 5 GHz, 2x2 dual band and 1x1 sensor). Dual 5GHz, 2.5 GE and 1 GE port . Integrated light/power sensors and BLE/Zigbee. AI/ML green mode. Internal OMNI antenna. Domain: Israel
AP460C-EG	ExtremeCloud IQ: Tri-radio Outdoor WiFi 6 AP (4x4 5 GHz, 2x2 dual band and 1x1 sensor). Dual 5GHz, 2.5 GE and 1 GE port . Integrated light/power sensors and BLE/Zigbee. AI/ML green mode. Internal OMNI antenna. Domain: Egypt
AP460S6C-FCC	ExtremeCloud IQ: Outdoor Tri Radio WiFi 6 AP, 2.4 GHz, 5GHz, and Sensor w/Dual 5GHz and Multirate Port. Environmentally friendly, Light, power sensors, BLE. AI/ML green mode. Internal 60° Sector. NA
AP460S6C-CAN	ExtremeCloud IQ: Outdoor Tri Radio WiFi 6 AP, 2.4 GHz, 5GHz, and Sensor w/Dual 5GHz and Multirate Port. Environmentally friendly, Light, power sensors, BLE. AI/ML green mode. Internal 60° Sector. Canada
AP460S6C-WR	ExtremeCloud IQ: Outdoor Tri Radio WiFi 6 AP, 2.4 GHz, 5GHz, and Sensor w/Dual 5GHz and Multirate Port. Environmentally friendly, Light, power sensors, BLE. AI/ML green mode. Internal 60° Sector. Rest of World
AP460S12C-FCC	ExtremeCloud IQ: Outdoor Tri Radio WiFi 6 AP, 2.4 GHz, 5GHz, and Sensor w/Dual 5GHz and Multirate Port. Environmentally friendly, Light, power sensors, BLE. AI/ML green mode. Internal 120° Sector. NA
AP460S12C-CAN	ExtremeCloud IQ: Outdoor Tri Radio WiFi 6 AP, 2.4 GHz, 5GHz, and Sensor w/Dual 5GHz and Multirate Port. Environmentally friendly, Light, power sensors, BLE. AI/ML green mode. Internal 120° Sector. Canada
AP460S12C-WR	ExtremeCloud IQ: Outdoor Tri Radio WiFi 6 AP, 2.4 GHz, 5GHz, and Sensor w/Dual 5GHz and Multirate Port. Environmentally friendly, Light, power sensors, BLE. AI/ML green mode. Internal 120° Sector. Rest of World

Power Accessories

SKU	Description
PD-9001GO-ENT	Outdoor 802.3at PoE single port midspan
AH-ACC-PW-CBL-US	6ft 18 AWG universal power cord with US plug
AH-ACC-PW-CBL-UK	6ft universal power cord with UK plug
AH-ACC-PW-CBL-EU	6ft universal power cord with EU plug
AH-ACC-PW-CBL-AU	6ft universal power cord with AU plug
AH-ACC-PW-CBL-JP	6ft universal power cord with Japan plug
AH-ACC-PW-CBL-KR	6ft universal power cord with Korea plug

Other Accessories

SKU	Description
ACC-WIFI-MICRO-USB	Micro-USB to USB Console Adapter Cable for Extreme Wireless Access Points

Mounting Options

Option 1: Mount to Pole or Wall Vertically

Marketing Part #	Outdoor AP Mounting Accessories	Comments
AH-ACC-STRP-MRN	Outdoor access point stainless steel hose strap for 3" – 7" diameter pole	Order (2) for mounting to pole AP460C, AP460S6C, AP460S12C
AH-ACC-BKT-ASM	Outdoor access point stainless steel wall bracket assembly	Allows AP460C, AP460S6C, AP460S12C to mount to wall

Note: Order quantity (2) AH-ACC-STRP-MRN for pole mounting

Option 2: Mount to Pole or Wall with +/- 15-Degree Tilt

Marketing Part #	Outdoor AP Mounting Accessories	Comments
ACC-MBO-KT-AX	Adapter bracket for Outdoor AP460xxxC for tilting (KT-147407-02, KT-150173-01, or MBO-ART02)	Adapter bracket for outdoor access point to tilt
KT-147407-02	OUTDOOR HDW KIT SS HARSH ENVIRONMENTS	Allows +/- 15-degree tilt – wall or pole mount
KT-150173-01	OUTDOOR AP 12 IN EXT ARM FOR MNTG KIT	Allows 12" extension – use with KT-147407-02

Option 3: Mount to Wall with > 15-Degree Tilt

Marketing Part #	Outdoor AP Mounting Accessories	Comments
ACC-MBO-KT-AX	Adapter bracket for Outdoor AP460xxxC for tilting (KT-147407-02, KT-150173-01, or MBO-ART02)	Adapter bracket for outdoor access point to tilt
MBO-ART02	MBO-ART02 Articulating Mounting Bracket	Allows > 15-degree tilt – wall mount

Warranty

The AP460C models are covered under Extreme's Universal LLW policy. For warranty details, visit: <http://www.extremenetworks.com/support/policies>



©2023 Extreme Networks, Inc. All rights reserved. Extreme Networks and the Extreme Networks logo are trademarks or registered trademarks of Extreme Networks, Inc. in the United States and/or other countries. All other names are the property of their respective owners. For additional information on Extreme Networks Trademarks please see <http://www.extremenetworks.com/company/legal/trademarks>. Specifications and product availability are subject to change without notice. 25oct23