



JOIN THE FIGHT  
GIGABYTE GAMING MONITOR

# GIGABYTE G27QC A - Media Kit

- 1500R
- 1MS 165Hz
- QHD 2K
- 8 bits
- SUPER WIDE COLOR GAMUT
- DCI-P3
- HDR READY
- Auto UPDATE
- LOW BLUE LIGHT
- FLICKER FREE
- GAMEASSIST
- SPEAKER

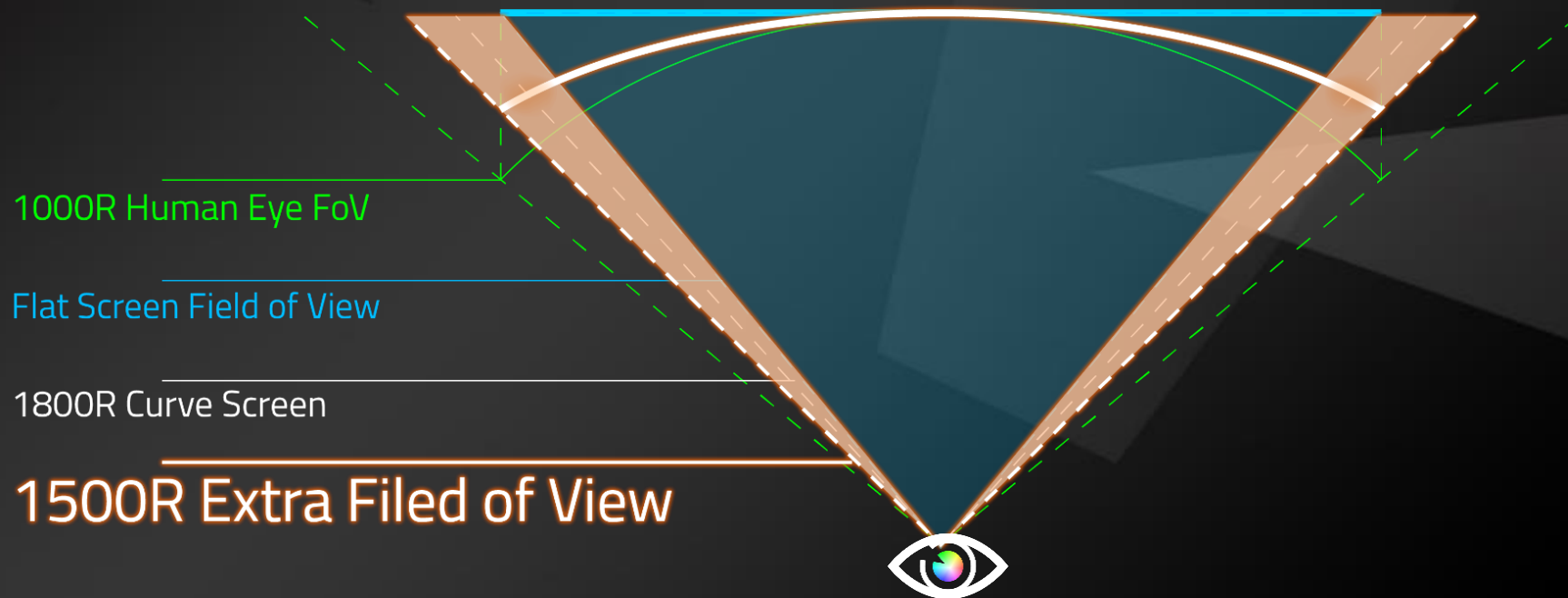
# GIGABYTE G27QC A

- **Native 1500R**
- QHD, 165Hz with 1ms MPRT
- 8-bit VA panel with **88% DCI-P3** and **HDR Ready**
- **GIGABYTE Classic Tactical Features**
- **GIGABYTE Auto-Update**
- Adaptive-Sync technology
- Stand with Easy Adjustments
- Low Blue Light & Flicker-Free



# Native 1500R, More Curved and More Immersive

GIGABYTE G27QC A using a native 1500 Radius VA panel which presents you with a view closer to the human eye than a flat monitor, giving you a more immersive feeling meanwhile offering more eye comfort.



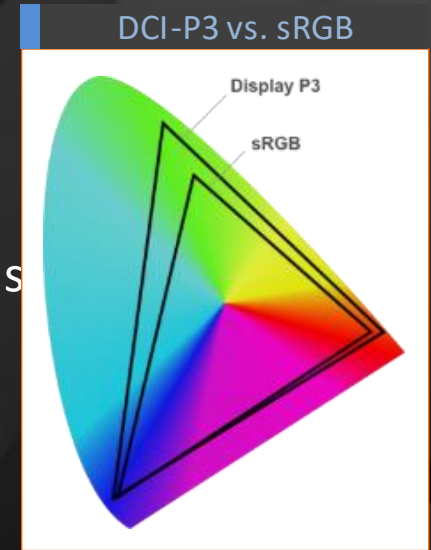
# 1ms, QHD with 165Hz

GIGABYTE G27QC A with a 165Hz refresh rate which supports Adaptive-Sync technology which puts an end to choppy gameplay and broken frames and creates a fluid and artifact-free performance at any framerate. G27QC A with a blazing fast 1ms response time to fully eliminate image lag and tearing.



# 88% DCI-P3 with 8-bit Color, HDR Ready

GIGABYTE G27QC A go with 88% DCI-P3 wide-gamut display and also use a 8-bit color, contrast ratio 4000:1 can let you enjoy a fluent gaming experience with vibrant true colors. The G27QC A is HDR ready which gains interest for a wide range of applications, including gaming, movie entertainment, and creation of multimedia content.



# Built-in Stereos with Clear Sound



With built-in stereos, it is simpler that you'll have fewer cables which makes your desk clutter-free. An ideal setup for those who have a small desk or simply prefer not to use external speakers or headphones when listening to music, watching movies or even playing games. GIGABYTE G27QC A saves you the trouble of having to find a separate speaker and offers you with descent-sounding experience.



A woman with long brown hair, wearing a large black headset, is seated at a desk in a competitive gaming arena. She is focused on two computer monitors. The monitor on the right displays a game with a tactical map, while the monitor on the left shows a similar game view. Her hands are on a keyboard and mouse. The background is filled with other players and spectators, creating a vibrant and busy atmosphere. The lighting is dim, with blue and purple hues from the screens and arena lights.

# Getting start with tactical monitor

# GIGABYTE Classic Tactical Features

## Black Equalizer

Brightens up the dark parts in the picture for better visibility in dark areas. Let us easily find enemies hiding in the dark.

## Aim Stabilizer

This feature will help you reduce the blurriness of the recoil effect while you are shooting in an FPS game. It can also help you trace moving enemies much easier.

## GameAssist

This is a kit of OSD functions that helps you in game. It includes a customizable crosshair, a counter, a timer, dashboard and multi-screen alignment lines.

## Dashboard

The Dashboard shows you hardware information such as CPU voltages, clock speed, temperatures, fans speed, etc.

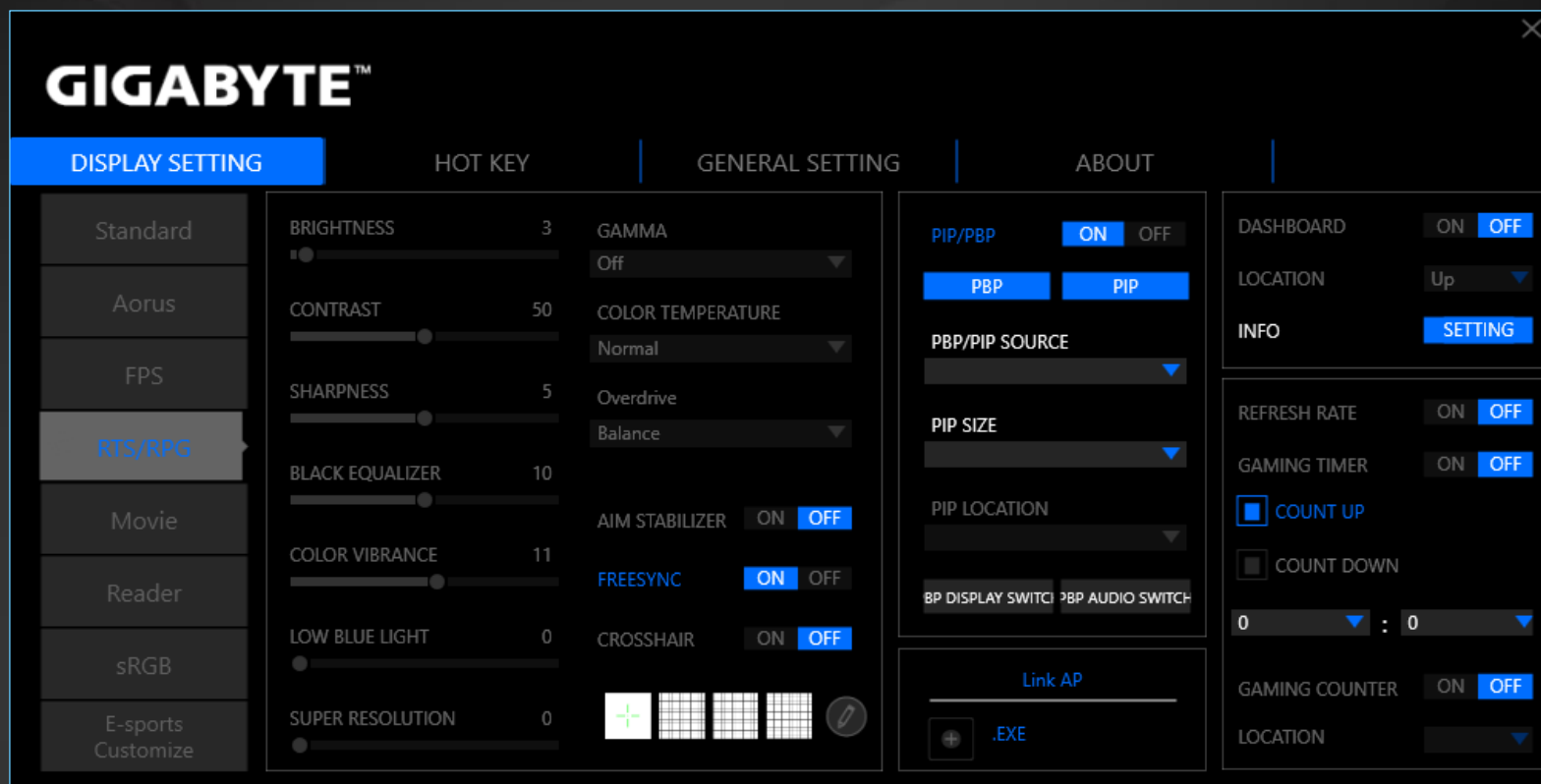
## OSD Sidekick

The OSD Sidekick allows you to set the display options with keyboard and mouse. This gives you the privilege to adjust the options swiftly without using the buttons on the monitor.



# OSD Sidekick

The exclusive OSD Sidekick allows you to set the display options with keyboard and mouse. This gives you the privilege to adjust the options swiftly without using the buttons on the monitor.



# GIGABYTE Auto-Update



The GIGABYTE Gaming series monitors offer instant updates for both software and firmware when connecting to the internet and the exclusive FW update offers extra protection to prevent system failure from firmware updates. GIGABYTE's Auto-Update keeps monitors' performance at their best!

A screenshot of the GIGABYTE OSD (On-Screen Display) menu. The top left corner features the 'GIGABYTE™' logo. Below it, a navigation bar contains four tabs: 'DISPLAY SETTING', 'HOT KEY', 'GENERAL SETTING', and 'ABOUT'. The 'ABOUT' tab is currently selected and highlighted in blue. The main content area is divided into two columns. The left column is titled 'OSD SIDEKICK' and contains a box with 'BUILD DATE B19.0822.1', 'Last version: ----', a 'LIVE UPDATE' button, and a '0' indicator. Below this box is an 'AUTO UPDATE' toggle switch set to 'ON'. The right column is titled 'MONITOR FIRMWARE' and contains a box with 'FIRMWARE VERSION : F01', 'Last version : ---', and a 'DOWNLOAD' button. Below this box is a file selection area with a text input field, a 'BROWSE' button, and an 'UPDATE' button.

# Appearance & Functionality



## Blue Light Reduction

The GIGABYTE Gaming monitor pass the test of an internationally recognized measurement procedure in order to obtain the TÜV Low Blue Light Content logo.

## Flicker-Free

GIGABYTE provides a more stable LED light source, allowing gamers to play the game for a long time or watch the movie without causing eye strain and other injuries.

## Ergonomic Design

A exclusive stand that's ergonomically designed to offer an extensive range of height, tilt, stroke, and swivel adjustments.

# G27QC A



	Spec.	GIGABYTE G27QC A
Display	Type	Curve
	Panel Size(diagonal)	27" VA
	Display Surface	Non-glare type
	Color Saturation	88% of DCI-P3 / 132% of sRGB
	True Resolution	2560 x 1440 (QHD)
	Brightness (cd/m2)	250 cd/m2 (TYP)
	Contrast Ratio (Typ.)	4000:1
	Viewing Angle	178°(H)/178°(V)
	Display Colors	8-bit
	Response Time	1ms (MPRT)
	Refresh Rate (Max.)	165Hz
	V-Sync	Adaptive-Sync
	Flicker-free	●
	HDR	HDR Ready
Input/Output	Signal Input	HDMI 2.0 x 2 Display port 1.2 x 2
	Earphone Jack	●
	Microphone Jack	N/A
	USB port(s)	USB 3.0 x 2
	Speaker	2W x 2
GIGABYTE Function	Safety FW update	●
	Black Equalizer	●
	Aim Stabilizer	●
	Dashboard	●
	OSD Sidekick	●
	GameAssist	●
	PIP/PbP	●
Power	Power Type	Build-in
	Tilt(angle)	-5°~+20°
Mechanical Design	Swivel(angle)	N/A
	Pivot(angle/direction)	N/A
	Height Adjustment (mm)	130mm
	VESA Wall Mounting(mm)	100*100mm
Security	Kensington lock	●
Accessories	Accessories	Power cable/HDMI cable/DP cable/ USB cable/QSG/Warranty card