



Auranet

Business Class Wi-Fi Solution

MODELS: EAP330/EAP320/EAP245/EAP225

EAP220/EAP120/EAP115/EAP110/EAP110-Outdoor/EAP115-Wall



EAP Controller Software



EAP330
EAP320



EAP245 EAP225 EAP220
EAP120 EAP115 EAP110



EAP110-Outdoor



EAP115-Wall

Auranet Solution



MALL



OFFICE



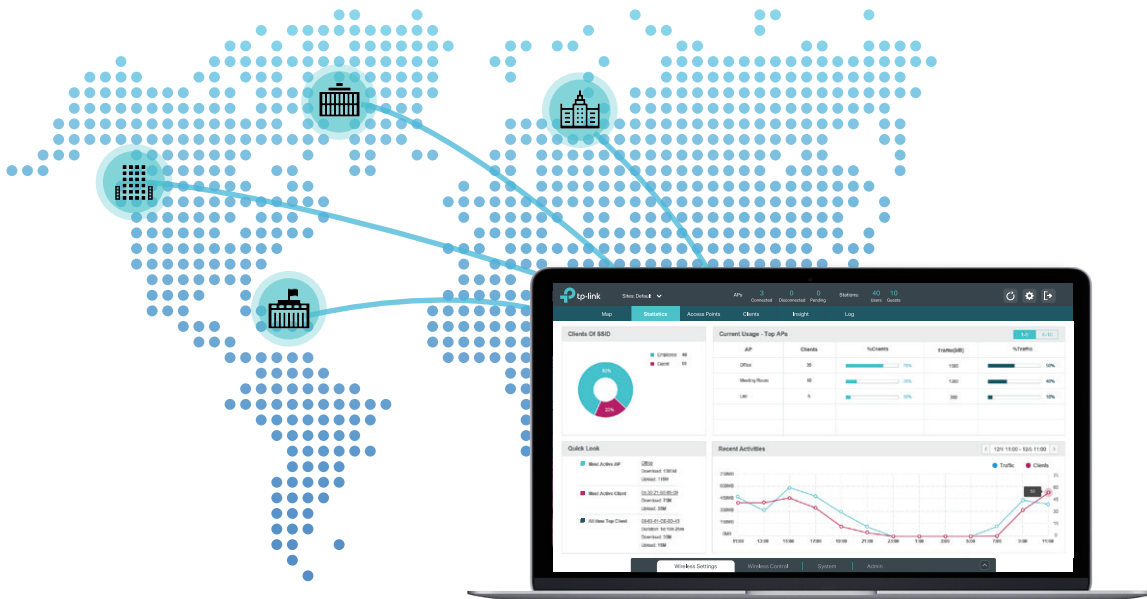
HOTEL



CAMPUS



.....



EAP Controller Software

Business-Class Wi-Fi Solution

Auranet access points provide a business-class wireless network solution that is flexible, manageable, secure, and easy-to-deploy. The free EAP Controller software allows users to manage hundreds of EAPs at multiple sites from a single location. The ability to control, adjust, and visualize the entire network from any connected PC makes centralized business Wi-Fi management more efficient than ever before. Auranet EAPs also feature captive portal and advanced RF management functions, which make them ideal for demanding, high-traffic environments, such as campuses, hotels, malls, and offices.

Highlights

Impressive Performance:

Enterprise-class chipsets, 802.11ac standard, MIMO Technology, and TurboQAM combine to ensure excellent performance and reliability.

Centralized Management:

The Auranet solution flexibly supports two low-cost centralized management methods - multi-function Auranet Controller and easy-to-use Cluster mode.

Extensive Scalability:

With the capability to manage hundreds of Auranet EAPs, you can easily extend the network as simple as adding more EAPs at any time.

Cost Efficiency:

The EAP Controller software is completely free and eliminates the need for expensive hardware controllers.

Simple centralized management

For simple and low-cost centralized management, there are two flexible management methods for Auranet solution – multi-function Auranet Controller software and easy-to-use Cluster mode, which supports you to switch between two modes.

1. Advanced EAP Controller Software

Free: No Additional Expense

Easy: No Special Training Required

Convenient, Effective Management

Manage Multiple Sites from a Single Location

The EAP Controller software allows network administrators to monitor and manage hundreds of Auranet EAPs, at multiple sites, from any connected PC within the network. This dramatically enhances scalability and makes remote network management more convenient.



Captive Portal - Customizable Guest Authentication

Administrators can control guest access by designing a unique authentication page and establishing a voucher system to limit the duration of use for each client.

Scheduled Reboot

With the scheduled reboot function, Auranet EAPs can reboot themselves automatically at specified time to ensure network stability.

Access Control

Access control allows you to maintain a list of blocked IPs, which helps to protect internal communications and private data on the network.

Real-Time Status Monitoring

Customized Map

The customized map feature makes managing your EAP network more convenient. You can upload the floor plan and create a clear visual model that reflects your network and its coverage areas.

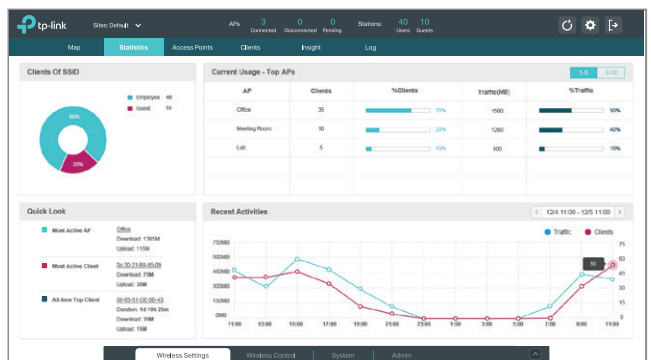


Access Point

Provides a list of all EAPs, arranged by status, and offers real-time traffic data for each EAP, including the number of connected clients and the amount of data that each client consumes.

Statistics

The built-in data visualization tools allow you to quickly analyze network traffic statistics for all connected APs. You can also view graphic representations of recent client and network traffic statistics.

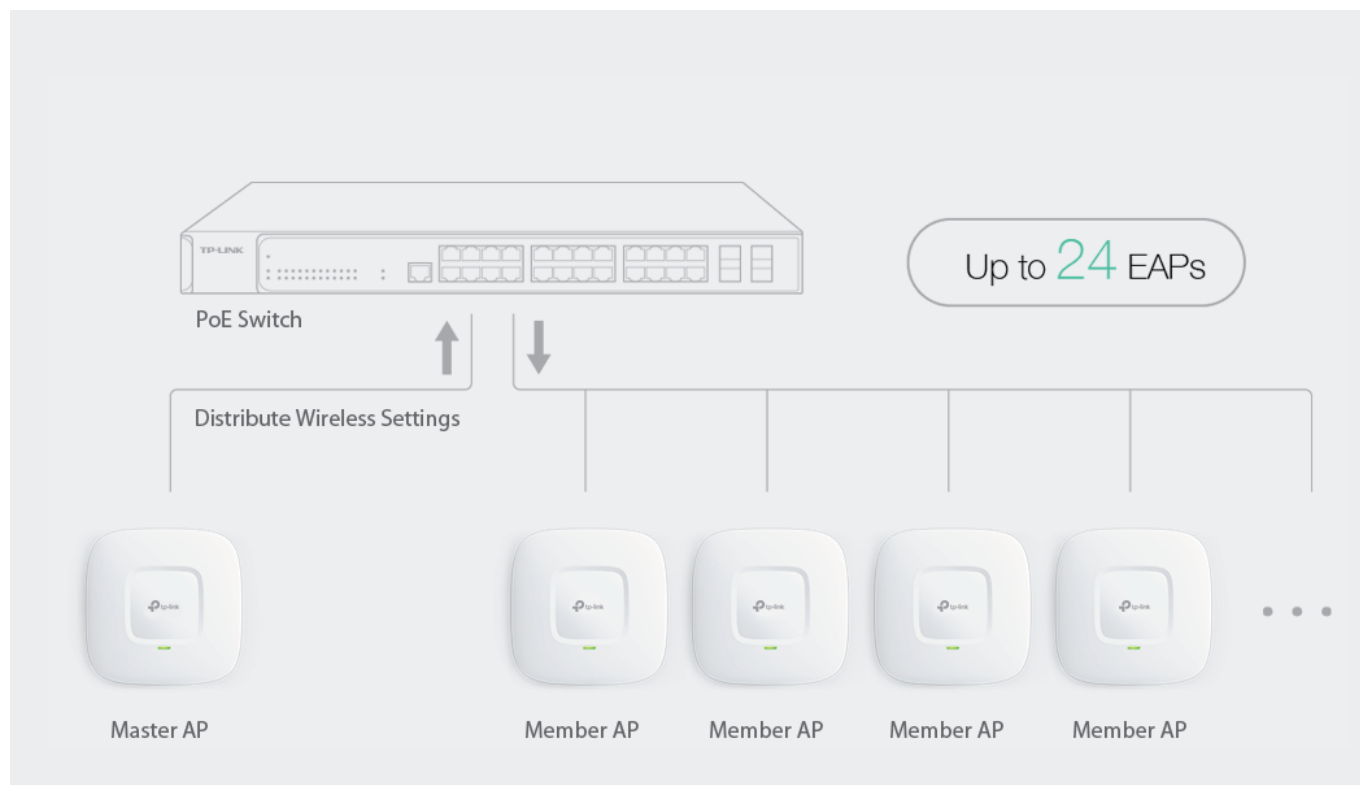


Client

Lists all clients, including users and guests, allowing you to view each client's basic information and statistics in real time. This includes data rate, active time, and download/upload traffic.

2. Easy-to-use Cluster Mode*

Simple Cluster Mode allows you to manage up to 24 Auranet EAPs as a single cluster. A master Auranet EAP is selected automatically and network administrators can easily manage the entire cluster like managing a general Wi-Fi router via just the intuitive web user interface, without installing any software on PC or expensive hardware controller, but the difference is you don't need to manage all AP one by one, a unified Wi-Fi just needs once configuration, that's so easy.



Which is the best management method for you?

	Need to install Hardware?	Need to install software?	Multi SSID	Batch Upgrade	Load Balance	Captive Portal	L3 Management	Reboot Schedule	Band Steer	Rate Limit
Auranet Controller	No	Yes	✓	✓	Advanced	Advanced	✓	✓	✓	✓
Cluster	No	No	✓	✓	Basic	Basic	-	-	-	-

*Only be supported by EAP115

Product Features

Easy-Mount Design

The Ceiling Mount EAP's lamp appearance and easy-mount design promote quick installation on any wall or ceiling surface and allow it to blend seamlessly with most interior decorating styles. The Wall Plate EAP's low-profile design can be easily installed into any standard EU-type data wall-box to perfectly blend with any interior style.

PoE Power Supply

With IEEE 802.3af/at PoE or Passive PoE, you can use Ethernet cable to transfer both electrical power and network data, making deployment more flexible.

Business-Class Hardware Design

Enterprise-class chipsets offer outstanding performance and support longer running time, higher client capacity, and wider range. Dedicated high-power amplifiers, professional antennas, and professionally designed RF shields ensure excellent wireless performance.

Advanced RF Management





Airtime Fairness, Beamforming, and Band Steering Technologies guarantee optimal RF performance for business-level applications.

Easy Centralized Management






The EAP Controller software can configure and monitor a wide range of Auranet EAPs with ease. And the cluster mode provides a easy-to-use management way like the general home router.

Auranet Business Class Wi-Fi Solution

802.11ac Access Points

Picture				
Model	EAP330	EAP320	EAP245	EAP225
Product	AC1900 Wireless Dual Band Gigabit Access Point	AC1200 Wireless Dual Band Gigabit Access Point	AC1750 Wireless Dual Band Gigabit Access Point	AC1200 Wireless Dual Band Gigabit Access Point
Speed	2.4GHz: 600Mbps 5GHz: 1300Mbps	2.4GHz: 300Mbps 5GHz: 867Mbps	2.4GHz: 450Mbps 5GHz: 1300Mbps	2.4GHz: 300Mbps 5GHz: 867Mbps
Ethernet Port	2 Gigabit Ports	1 Gigabit Port	1 Gigabit Port	1 Gigabit Port
PoE	802.3at	802.3at	802.3at	802.3af
Internal Antennas	2.4GHz: 3x6dBi 5GHz: 3x7dBi	2.4GHz: 2x5dBi 5GHz: 2x6dBi	2.4GHz: 3x4dBi 5GHz: 3x4dBi	2.4GHz: 2x4dBi 5GHz: 2x4dBi

802.11n Access Points

Picture						
Model	EAP220	EAP120	EAP115	EAP110	EAP110-Outdoor	EAP115-Wall
Product	N600 Wireless Dual Band Gigabit Access Point	300Mbps Wireless N Gigabit Access Point	300Mbps Wireless N Access Point	300Mbps Wireless N Access Point	300Mbps Wireless N Outdoor Access Point	300Mbps Wireless N Wall-Plate Access Point
Speed	2.4GHz: 300Mbps 5GHz: 300Mbps	2.4GHz: 300Mbps	2.4GHz: 300Mbps	2.4GHz: 300Mbps	2.4GHz: 300Mbps	2.4GHz: 300Mbps
Ethernet Port	1 Gigabit Port	1 Gigabit Port	1 10/100Mbps Ethernet Port	1 10/100Mbps Ethernet Port	1 10/100Mbps Ethernet Port	2 10/100Mbps Ethernet Ports
PoE	802.3af	802.3af	802.3af	Passive PoE	Passive PoE	802.3af
Internal Antennas	4x4dBi	2x4dBi	2x3dBi	2x3dBi	2x5dBi (External Detachable)	2x1.8dBi

Specifications

802.11ac Indoor Access Points			
model		EAP330	EAP320
Name		AC1900 Wireless Dual Band Gigabit Access Point	AC1200 Wireless Dual Band Gigabit Access Point
Main Design	LAN Interfaces	Gigabit Ethernet (RJ-45) Port *2	Gigabit Ethernet (RJ-45) Port *1
	Wi-Fi Standards	IEEE 802.11a/b/g/n/ac	
	Maximum Data Rate	Up to 600Mbps (2.4GHz) + 1300Mbps (5GHz)	Up to 300 Mbps (2.4GHz) + 867Mbps (5GHz)
	Internal Antennas	2.4GHz: 3 * 6dBi, 5GHz: 3 * 7dBi	2.4GHz: 2 * 5dBi, 5GHz: 2 * 6dBi
	Transmit Power	CE: <20dBm (2.4GHz), <23dBm (5GHz) FCC: <27dBm	
	Power over Ethernet (PoE)	IEEE 802.3at	
Centralized Management	EAP Controller Software	•	
	Web-based Management	HTTP/HTTPS	
Security	Captive Portal Authentication	•	
	Access Control	•	
	Rogue AP Detection	•	
	Wireless Encryption	WEP, WPA/WPA2-Personal/Enterprise Encryption	
	802.1X Support	•	
Wireless Function	Multiple SSIDs	16 (8 on each radio)	
	Automatic Channel Assignment	•	
	QoS(WMM)	•	
	Airtime Fairness	•	
	Beamforming	•	
	Band Steering	•	
	Rate Limit	•	
	Load Balance	•	
	Reboot Schedule	•	
	Wireless Schedule	•	
Support Data Rates	802.11ac	5GHz: 6.5 Mbps to 1300Mbps (MCS0-MCS9, NSS = 1 to 3 VHT20/40/80) 2.4GHz(QAM256): 78Mbps to 600Mbps (MCS8-MCS9 VHT20/40, NSS=1 to 3)	5GHz: 6.5 Mbps to 867Mbps (MCS0-MCS9, NSS = 1 to 3 VHT20/40/80) 2.4GHz(QAM256): 78Mbps to 300Mbps (MCS8-MCS9 VHT20/40, NSS=1 to 3)
	802.11n	6.5 Mbps to 300 Mbps (MCS0 - MCS15, VHT 20/40)	
	802.11g	6, 9, 12, 18, 24, 36, 48, 54 Mbps	
	802.11b	1, 2, 5.5, 11 Mbps	
	802.11a	6, 9, 12, 18, 24, 36, 48, 54 Mbps	
Physical & Environment	Power Supply	PoE (802.3at-compliant, 36-57V 0.7A) or external 12VDC/2.5A power supply	PoE (802.3at-compliant, 36-57V 0.7A) or external 12VDC/1.5A power supply
	Maximum Power Consumption	14W	13W
	Mounting	Ceiling/Wall mounting (Kits included)	
	Certifications	CE, FCC, RoHS	
	Dimensions (W x D x H)	8.7 x 7.6 x 1.4in. (220.5 x 193.5x 36.5 mm)	
	Environment	Operating Temperature: 0°C~40°C (32°F~104°F); Storage Temperature: -40°C~70°C (-40°F~158°F); Operating Humidity: 10%~90% non-condensing; Storage Humidity: 5%~90% non-condensing;	

802.11ac Indoor Access Points

model		EAP245	EAP225
Name		AC1750 Wireless Dual Band Gigabit Access Point	AC1200 Wireless Dual Band Gigabit Access Point
Main Design	LAN Interfaces	Gigabit Ethernet (RJ-45)Port*1	
	Wi-Fi Standards	IEEE 802.11a/b/g/n/ac	
	Maximum Data Rate	Up to 450 Mbps (2.4GHz) + 1300Mbps (5GHz)	Up to 300 Mbps (2.4GHz) + 867Mbps (5GHz)
	Internal Antennas	2.4GHz: 3 * 4dBi, 5GHz: 3 * 4dBi	2.4GHz: 2 * 4dBi, 5GHz: 2 * 4dBi
	Transmit Power	CE: <20dBm (2.4GHz), <23dBm (5GHz) FCC: <27dBm(2.4GHz&5GHz)	
	Power over Ethernet (PoE)	IEEE 802.3at	IEEE 802.3af
Centralized Management	EAP Controller Software	•	
Security	Captive Portal Authentication	•	
	Access Control	•	
	Rogue AP Detection	•	
	Wireless Encryption	WEP, WPA/WPA2-Personal/Enterprise Encryption	
	802.1X Support	•	
Wireless Function	Multiple SSIDs	16 (8 on each radio)	
	Automatic Channel Assignment	•	
	QoS(WMM)	•	
	Airtime Fairness	-	
	Beamforming	-	
	Band Steering	•	
	Rate Limit	•	
	Load Balance	•	
	Reboot Schedule	•	
	Wireless Schedule	•	
Support Data Rates	802.11ac	5G:6.5 Mbps to 1300Mbps(MCS0-MCS9,NSS = 1 to 2 VHT20/40/80) 2.4G:78Mbps to 450Mbps (MCS8-MCS9 VHT20/40,NSS=1 to 3)	5G:6.5 Mbps to 867Mbps(MCS0-MCS9,NSS = 1 to 2 VHT20/40/80) 2.4G:78Mbps to 300Mbps (MCS8-MCS9 VHT20/40, NSS=1 to 3)
	802.11n	6.5 Mbps to 450Mbps (MCS0-MCS15,VHT20/40)	6.5 Mbps to 300 Mbps (MCS0 - MCS15, VHT 20/40)
	802.11g	6, 9, 12, 18, 24, 36, 48, 54 Mbps	
	802.11b	1, 5.5, 11Mbps	
	802.11a	6, 9, 12, 18, 24, 36, 48, 54 Mbps	
Physical & Environment	Power Supply	PoE (802.3at-compliant, 36-57V 0.4A) or external 12VDC/1.5A power supply	PoE (802.3af-compliant, 36-57V 0.4A) or external 12VDC/1.5A power supply
	Maximum Power Consumption	12.7W	10.15W
	Mounting	Ceiling/Wall mounting (Kits included)	
	Certifications	CE, FCC, RoHS	
	Dimensions (W x D x H)	7.1 x 7.1 x 1.9in.(180 x 180 x 47.5mm)	
	Environment	Operating Temperature: 0°C~40°C (32°F~104°F); Storage Temperature: -40°C~70°C (-40°F~158°F); Operating Humidity: 10%~90% non-condensing; Storage Humidity: 5%~90% non-condensing;	

802.11n Indoor Access Points

model		EAP220	EAP120
Name		N600 Wireless Dual Band Gigabit Access Point	300Mbps Wireless N Gigabit Access Point
Main Design	LAN Interfaces	Gigabit Ethernet (RJ-45) Port *1	
	Wireless Frequency	2.4GHz and 5GHz	2.4GHz
	Wi-Fi Standards	IEEE 802.11a/b/g/n	IEEE 802.11b/g/n
	Maximum Data Rate	Up to 300 + 300 Mbps	Up to 300 Mbps
	Internal Antennas	4 * 4dBi	2 * 4dBi
	Transmit Power	CE: <20dBm FCC: <26dBm (2.4GHz), <20dBm (5GHz)	
	Power over Ethernet (PoE)	IEEE 802.3af	
Centralized Management	EAP Controller Software	•	
Security	Captive Portal Authentication	•	
	Access Control	•	
	Rogue AP Detection	•	
	Wireless Encryption	WEP, WPA/WPA2-Personal/Enterprise Encryption	
	802.1X Support	•	
Wireless Function	Multiple SSIDs	16 (8 on each radio)	8
	Automatic Channel Assignment	•	
	QoS(WMM)	•	
	Airtime Fairness	-	
	Beamforming	-	
	Band Steering	•	-
	Rate Limit	•	
	Load Balance	•	
	Reboot Schedule	•	
	Wireless Schedule	•	
Support Data Rates	802.11n	6.5 Mbps to 300 Mbps (MCS0 - MCS15, VHT 20/40)	
	802.11g	6, 9, 12, 18, 24, 36, 48, 54 Mbps	
	802.11b	1, 2, 5.5, 11 Mbps	
	802.11a	6, 9, 12, 18, 24, 36, 48, 54 Mbps	-
Physical & Environment	Power Supply	PoE or external 12V/1.5A power supply	PoE or external 12V/1A power supply
	Maximum Power Consumption	7.95W	4.34W
	Mounting	Ceiling/Wall mounting (Kits included)	
	Certifications	CE, FCC, RoHS	
	Dimensions (W x D x H)	7.1 x 7.1 x 1.9in. (180 x 180 x 47.5 mm)	
	Environment	Operating Temperature: 0°C~40°C (32°F~104°F); Storage Temperature: -40°C~70°C (-40°F~158°F); Operating Humidity: 10%~90% non-condensing; Storage Humidity: 5%~90% non-condensing;	

802.11n Indoor Access Points

model		EAP115	EAP110
Name		300Mbps Wireless N Access Point	300Mbps Wireless N Access Point
Main Design	LAN Interfaces	10/100Mbps Ethernet Port*1	
	Wireless Frequency	2.4GHz	
	Wi-Fi Standards	IEEE802.11b/g/n	
	Maximum Data Rate	300 Mbps	
	Internal Antennas	2 * 3dBi	
	Transmit Power	CE: <20dBm, FCC: <26dBm	CE: <20dBm, FCC: <26dBm
	Power over Ethernet (PoE)	IEEE 802.3af	24V Passive PoE
Centralized Management	EAP Controller Software	•	
	Cluster	•	-
Security	Captive Portal Authentication	•	
	Access Control	•	
	Rogue AP Detection	•	
	Wireless Encryption	WEP, WPA/WPA2-Personal/Enterprise Encryption	
	802.1X Support	•	
Wireless Function	Multiple SSIDs	8	
	Automatic Channel Assignment	•	
	QoS(WMM)	•	
	Airtime Fairness	-	
	Beamforming	-	
	Band Steering	-	
	Rate Limit	•	
	Load Balance	•	
	Reboot Schedule	•	
	Wireless Schedule	•	
Support Data Rates	802.11n	6.5 Mbps to 300 Mbps (MCS0 - MCS15, VHT 20/40)	
	802.11g	6, 9, 12, 18, 24, 36, 48, 54 Mbps	
	802.11b	1, 2, 5.5, 11 Mbps	
	802.11a	-	
Physical & Environment	Power Supply	PoE (802.3af-compliant, 36-57V 0.15A) or external 12VDC/1.0A power supply	24VDC/1A Passive PoE Supply
	Maximum Power Consumption	5W	6.55W
	Mounting	Ceiling/Wall mounting (Kits included)	
	Certifications	CE, FCC, RoHS	
	Dimensions (W x D x H)	7.1 x 7.1 x 1.9in. (180 x 180 x 47.5 mm)	
	Environment	Operating Temperature: 0°C~40°C (32°F~104°F); Storage Temperature: -40°C~70°C (-40°F~158°F); Operating Humidity: 10%~90% non-condensing; Storage Humidity: 5%~90% non-condensing;	

802.11n Outdoor Access Points

model		EAP110-Outdoor
Name		300Mbps Wireless N Outdoor Access Point
Main Design	LAN Interfaces	10/100Mbps Ethernet Port*1
	Wireless Frequency	2.4GHz
	Wi-Fi Standards	IEEE 802.11b/g/n
	Maximum Data Rate	Up to 300Mbps
	Antennas	2x5dBi External Waterproof Antennas
	Transmit Power	CE: <20dBm, FCC: <27dBm
	Power over Ethernet (PoE)	24V Passive PoE
Centralized Management	EAP Controller Software	•
Security	Captive Portal Authentication	•
	Access Control	•
	Wireless MAC Address Filtering	•
	Wireless Isolation between Clients	•
	SSID to VLAN Mapping	•
	Rogue AP Detection	•
	WEP Encryption	64/128/152-bit
	WPA/WPA2-Personal Encryption	•
	WPA/WPA2-Enterprise Encryption	•
	802.1X Support	•
Wireless Function	Multiple SSIDs	8
	Enable/Disable Wireless Radio	•
	Automatic Channel Assignment	•
	Transmit Power Control	Adjust transmit Power on dBm
	QoS(WMM)	•
	Rate Limit	•
	Load Balance	•
	Reboot Schedule	•
	Wireless Schedule	•
	Wireless Statistics	Based on SSID/API/Client
Support Data Rates	802.11n	6.5 Mbps to 300Mbps (MCS0-MCS15,VHT20/40)
	802.11g	6, 9, 12, 18, 24, 36, 48, 54 Mbps
	802.11b	1, 5.5, 11 Mbps
	802.11a	-
Management	LED ON/OFF Control	•
	Management MAC Access Control	•
	Web-based Management	HTTP/HTTPS
	Telnet	•
	SNMP	v1,v2c
	System Logging	Local/Remote Syslog
	Email Alerts	•
Physical & Environment	Power Supply	24V/0.6A Passive PoE
	Maximum Power Consumption	6.3W
	Button	Reset Button
	Watch Dog	•
	Mounting	Pole/Wall mounting (Kits included)
Others	Certifications	CE,RoHS
	Dimensions (W x D x H)	8.2 × 3.7 × 1.7 in. (209 × 95 × 42.6 mm)
	System Requirements	Microsoft Windows XP, Vista, Windows 7, Windows 8, Windows 10
	Environment	Operating Temperature: -30°C~65°C (-22°F~149°F); Storage Temperature: -40°C~70°C (-40°F~158°F); Operating Humidity: 10%~90% non-condensing; Storage Humidity: 5%~90% non-condensing;

802.11n Wall-Plate Access Points

model	EAP115-Wall	
Name	300Mbps Wireless N Wall-Plate Access Point	
Main Design	LAN Interfaces	10/100Mbps Ethernet Port *2
	Wireless Frequency	2.4GHz
	Wi-Fi Standards	IEEE 802.11 b/g/n
	Maximum Data Rate	Up to 300Mbps
	Antennas	2*1.8dBi
	Transmit Power	CE: <15dBm
	Power over Ethernet (PoE)	IEEE 802.3af
Centralized Management	Cluster	-
	Max APs in One Cluster	-
	Web-Based Management	HTTP/HTTPS
	EAP Controller Software	•
Security	Captive Portal Authentication	•
	Access Control	•
	Wireless MAC Address Filtering	•
	Wireless Isolation between Clients	•
	SSID to VLAN Mapping	•
	Rogue AP Detection	•
	802.1X Support	•
	Encryption	WEP, WPA/WPA2-PSK, WPA/WPA2-Enterprise
Wireless Function	Multiple SSIDs	8
	Automatic Channel Assignment	•
	Transmit Power Control	Adjust transmit Power on dBm
	QoS(WMM)	•
	Airtime Fairness	-
	Band Steering	-
	Beamforming	-
	Rate Limit	•
	Load Balance	•
	Reboot Schedule	•
	Wireless Schedule	•
Support Data Rates	802.11n	6.5Mbps to 300Mbps(MCS0-MCS15, HT20/40)
	802.11g	6,9,12,18,24,36,48,54Mbps
	802.11b	1,2,5.5,11Mbps
	802.11a	-
Management	LED ON/OFF Control	•
	Management MAC Access Control	•
	Web-based Management	•
	Telnet	•
	SNMP	v1,v2c
	System Logging	Local/Remote Syslog
Physical & Environment	Power Supply	IEEE 802.3af PoE
	Maximum Power Consumption	2.8W
	Mounting	Wall Plate Mounting
Others	Certifications	CE,RoHS
	Dimensions (W x D x H)	3.4 x 3.4 x 1.2 in. (86.8 x 86.8 x 30.2 mm)
	Environment	Operating Temperature: 0°C~40°C (32°F~104°F); Storage Temperature: -40°C~70°C (-40°F~158°F); Operating Humidity: 10%~90% non-condensing; Storage Humidity: 5%~90% non-condensing;

www.tp-link.com

Specifications are subject to change without notice. TP-Link is a registered trademark of TP-Link Technologies Co., Ltd. Other brands and product names are trademarks or registered trademarks of their respective holders. Copyright © 2016 TP-Link Technologies Co., Ltd. All rights reserved.